

# Disability at a Glance:

a Profile of 28 Countries and Areas  
in Asia and the Pacific



United Nations  
ESCAP

The secretariat of the Economic and Social Commission for Asia and the Pacific (ESCAP) is the regional development arm of the United Nations and serves as the main economic and social development centre for the United Nations in Asia and the Pacific. Its mandate is to foster cooperation between its 53 members and 9 associate members. It provides the strategic link between global and country-level programmes and issues. It supports Governments of the region in consolidating regional positions and advocates regional approaches to meeting the region's unique socio-economic challenges in a globalizing world. The ESCAP secretariat is located in Bangkok, Thailand. Please visit the ESCAP website at <[www.unescap.org](http://www.unescap.org)> for further information.



*The darker shaded areas of the map indicate ESCAP members and associate members.*

---

**ST/ESCAP/2421**

---

*This Publication has been issued without formal editing.*

# C CONTENTS

|  |    |
|--|----|
| <b>Introduction</b>                                    | 3  |
| <b>Organization of the profile</b>                     | 4  |
| <b>Methodology and sources of data and information</b> | 7  |
| <b>Explanatory notes</b>                               | 8  |
| <b>Key findings</b>                                    | 9  |
| <b>Country Profile</b>                                 |    |
| <b>East and North-East Asia</b>                        |    |
| China  | 14 |
| Hong Kong, China                                       | 16 |
| Japan  | 18 |
| Mongolia   | 20 |
| Republic of Korea                                      | 22 |
| <b>South-East Asia</b>                                 |    |
| Cambodia   | 24 |
| Indonesia  | 26 |
| Lao People's Democratic Republic                       | 28 |
| Malaysia   | 30 |
| Philippines  | 32 |
| Singapore  | 34 |
| Thailand   | 36 |
| Timor Leste  | 38 |
| Viet Nam   | 40 |
| <b>South and South-West Asia</b>                       |    |
| Afghanistan  | 42 |
| Bangladesh   | 44 |
| Bhutan   | 46 |
| India  | 48 |
| Maldives   | 50 |
| Nepal  | 52 |
| Pakistan   | 54 |
| Turkey   | 56 |
| <b>North and Central Asia</b>                          |    |
| Kazakhstan   | 58 |
| <b>Pacific</b>   |    |
| Australia  | 60 |
| Cook Islands   | 62 |
| Fiji   | 64 |
| Kiribati   | 66 |
| Solomon Islands  | 68 |
| <b>Reference</b>                                       | 70 |
| <b>Questionnaire</b>                                   | 72 |



## Introduction

The Asian and Pacific Decade of Disabled Persons (2003-2012) started with the premise of promoting a paradigm shift from a welfare-based to a rights-based approach towards disability. Its regional policy guideline, the "Biwako Millennium Framework for Action towards an Inclusive, Barrier-free and Rights-based Society for Persons with Disabilities in Asia and the Pacific (BMF)" reflects this shift and provides a set of overarching principles and directions with seven priority and four strategic areas.<sup>1</sup> These principles include the importance of establishing rights-based policies/legislation, mainstreaming disability perspectives in sectoral laws and policies as well as having disability-specific laws and policies in place, strengthening of the national coordination mechanism, and the strengthening of national capacity in data collection and analysis of disability statistics.

One of the four strategic areas of the BMF, entitled "Disability statistics/common definition of disabilities for planning" points out a number of critical issues and proposes development of the national system of disability-related data collection and analysis, and the establishment of a definition of disability, which would enable internationally comparable analysis. The concern about the absence of appropriate data on disability has been raised repeatedly in a series of regional forums on the topic held thereafter.<sup>2</sup>

To address the issues and to examine the extent of the national level commitment to the BMF principles and directions, in 2004, ESCAP conducted a survey on its implementation. The questionnaire was distributed to disability focal points in Governments and NGOs active in the field in the region. Thus far, 28 Governments and 18 NGOs responded to the survey, and the quantitative analysis of the responses was included in a paper, "Review of National Progress in the Implementation of Targets and Strategies of the Biwako Millennium Framework for Action towards an Inclusive, Barrier-free and Rights-based Society for Persons with Disabilities in Asia and the Pacific (BMF) 2004" presented at the Regional Workshop on Monitoring the Implementation of the Biwako Millennium Framework for Action towards an Inclusive, Barrier-free and Rights-based Society for Persons with Disabilities in Asia and the Pacific (BMF), held from 13 to 15 October 2004.<sup>3</sup>

---

1 The seven priority areas are 1) self-help organizations of persons with disabilities and related family and parent associations,

2) Women with disabilities; 3) early detection, early intervention and education; 4) training and employment, including self-employment; 5) access to built environment and public transport; 6) access to information and communications, including information, communication and assistive technologies; and 7) poverty alleviation through social security and livelihood programmes. The four strategic areas are 1) national plan of action on disability; 2) promotion of rights-based approach to disability issues; 3) disability statistics/common definition of disabilities for planning and 4) strengthened community development approach to prevention, rehabilitation and empowerment of persons with disabilities.

2 These meetings were organized by ESCAP Statistics Division. For further details, please visit [http://www.unescap.org/stat/meet/past\\_meet.asp](http://www.unescap.org/stat/meet/past_meet.asp)

3 The paper analysed responses of the 23 Governments which were made available before September 2004. It is available at <http://www.worldenable.net/bmf2004/docworking2.htm>

The current publication, "Disability at a Glance: the Profile of 28 Countries in Asia and the Pacific" builds on the wealth of information obtained from the responses. It aims to provide disability-related data and policy-related information so that readers are able to see in detail how a particular country or area defines disability and collects related statistics, and implements the BMF, in particular, with regard to the establishment of a relevant institutional framework and policies. It is our hope that this publication will serve as a basis for continuing dialogue amongst the stakeholders on reviewing current status of Government commitments on disability and serve as an impetus for further actions.

Regionally, ESCAP is expected to convene a high-level intergovernmental meeting in 2007 to conduct the mid-point review of the Decade and to formulate a set of strategies entitled "Biwako Plus Five" for the second half of the Decade, 2008 to 2012. Globally, we are at a critical juncture of history on an international disability policy framework-member states are negotiating the "International Convention on the Rights of Persons with Disabilities,"<sup>4</sup> and it is anticipated that the drafting process will be concluded and that Governments will start the signing, accession and ratification process relatively soon. The current draft delineates the importance of appropriate disability data collection, which ensures privacy protection of persons with disabilities, which supports the implementation of the States' obligations in the Convention, and which provides information on disabling barriers challenged by persons with disabilities.

The current publication is an initial step of a continuing process by ESCAP to compile and analyze disability-related data and information in the region. We would like to continue updating of the data and information from the countries in the region as well as other information considered useful for promoting an "inclusive, barrier-free and rights-based society."

## Organization of the Profile

"Disability at a Glance: the Profile of 28 Countries in Asia and the Pacific" is a compilation of disability-related data and information from the following 28 countries and an area: five from East and North-East Asia (People's Republic of China; Hong Kong, China; Japan; Mongolia; Republic of Korea); nine from South-East Asia (Cambodia; Indonesia; Lao PDR; Malaysia; the Philippines; Singapore; Thailand; Timor Leste; Viet Nam); eight from South and South-West Asia (Afghanistan; Bangladesh; Bhutan; India; Maldives; Nepal; Pakistan; Turkey); one from the North and Central Asia (Kazakhstan); and five from the Pacific (Australia; Cook Islands; Fiji; Kiribati; Solomon Islands). These countries and an area contributed to the self-administered "Questionnaire on the implementation of the Biwako Millennium Framework for Action towards an Inclusive, Barrier-free and Rights-based Society for Persons with Disabilities in Asia and the Pacific (BMF)" distributed in 2004.

---

<sup>4</sup> This is a title of the working draft of the convention, available at <http://www.un.org/esa/socdev/enable/rights/ahc7ann2rep.htm>

There are many types of data and information from which one can see a profile of a country or area through a disability lens. The current Profile comprises 23 indicators in seven categories. The data and information of the 23 indicators were compiled in a common table format for a specific country or area.

### **1) Human Development Report Index**

GDP per capita and the Human Development Index (HDI)<sup>5</sup> ranking are included under the category. These are not disability-specific per se, but included to provide a development perspective for analysis of the disability-related data.

### **2) Demography**

Under this category, data on the size of the disabled population and its proportion of the total population, definition of disability and/or persons with disabilities, employment rate of disabled working age population, and access to education by disabled children and youth are included. This set of data enables us to see how and to what extent Governments in the region compile the basic disability statistics.

Definition of disability is included to show the basis of the population data and its diverse expressions in the region. When asked to provide definition of disability in the 2004 survey, Governments gave definitions of persons with disabilities, and/or definitions of disability. For this reason, two categories were provided.

As we see that disabled persons' lack of equitable access to educational and economic opportunities are major hindrances to social participation, and the lack of solid evidence to show the inequality as major problems as well,<sup>6</sup> an attempt was made to obtain the employment rate of disabled population in working age as well as access to education by disabled children and youth. We also attempted to add employment rate of the overall population to see a difference between the two groups.

### **3) Institutional framework**

Disability has traditionally tended to be regarded only as an issue of social welfare and protection when in fact the issue is much more comprehensive, covering all aspects of one's life. Also, increasingly, disability has been considered as part of a general development agenda. To facilitate such a wider approach, ESCAP has promoted the establishment of a national coordination mechanism on disability that covers multiple-ministries and involves many, multi-sectoral stakeholders, including persons with disabilities themselves, to coordinate policy and programme matters. Against this background, information on the existence and membership composition of the

---

5 Human Development Index (HDI) is a "composite index measuring average achievement in three basic dimensions of human development—a long and healthy life, knowledge and a decent standard of living" (P. 357, Human Development Report 2005).

6 The BMF states that less than ten per cent of children and youth with disabilities have access to any form of education and that establishing reliable data on employment of disabled persons is urgently called for.

national coordination mechanism was collected. If there was no such mechanism, information on the existence of the disability focal point is presented.

#### **4) Legislative and policy framework**

Under this category, information on the existence of both disability-inclusive and disability-specific legislation and policies are included. "Disability-inclusive refers to incorporating a disability dimension into mainstream legislation and policies while "disability-specific" refers to legislation and policies that focus primarily on persons with disability or disability issues. For the disability-inclusive part, information on a mention of disability in the Constitution is presented. For disability-specific legislation or policies, the data on the existence on comprehensive disability law, disability-specific anti-discrimination law, and national action plan on disability are presented.

A comprehensive disability law is a law for persons with disabilities, covering more than one thematic area. Understanding of the existence of comprehensive disability law would allow us to see whether a Government approach disability from multi-sectoral view. Disability-specific sectoral laws would include a law on disability employment, a law on disabled person's social security and so on. Understanding of the existence of disability-specific sectoral laws would allow us to see in which thematic areas a Government commits. A disability-specific anti-discrimination law means a law legally prohibiting discrimination based on disability and punishes non-compliance in the court. Understanding of the existence of a disability-specific anti-discrimination law would allow us to see whether a Government has instituted a legal framework based on a principle of human rights, non-discrimination and equal opportunity.<sup>7</sup>

#### **5) National efforts to promote an inclusive society**

Regardless of the development stage of a society, persons with disabilities tend to have limited access to meaningful and gainful economic opportunities. Inaccessibility to the built environment and information remains as a major barrier for social and economic participation of persons with disabilities as well. Given the importance of the issue, ESCAP promotes policy and programmatic responses to these areas through the BMF priority areas. The data under the category show specific examples of measures taken by Governments in the three areas, namely, employment quota schemes, national accessibility standards and standardized sign language. Information on the quota scheme is included because the 2004 survey revealed that it was widely used by the majority of the responding Governments in the region. The information on accessibility standards and on standardized sign language are included because their development is highly recommended in BMF targets 13 and 19, respectively.

#### **6) Financial commitment**

---

<sup>7</sup> To measure the extent of mainstreaming of disability concerns in legislative or policy framework, the survey, conducted in 2004, also asked whether a Government integrates disability concerns in their sectoral laws or plans. Also, it is found out that there are disability-specific policies that are formulated in the region. However, these were not included in the current compilation not to be confused with other data.

To indicate a Government's commitment on disability issues in financial terms, two indicators are presented: a proportion of disability (social spending) to GDP or entire national budget, and annual budget allocated to the national coordination mechanism. The first indicator might show the Government's broad commitment on disability matters, while the second might be indicative of importance given to the national coordination mechanism, which the BMF promotes.

## **7) Commitment to regional and international policy framework.**

Under this category, information on whether or not a Government signed the ESCAP Proclamation on the Full Participation and Equality of People with Disabilities in Asian and Pacific Region for the Asian and Pacific Decade of Disabled Persons (1993-2002, 2003-2012), and whether or not it ratified ILO convention 159 Vocational Rehabilitation and Employment (Disabled Persons) Convention, 1983 are included as indications of Government's commitment to regional and international policy frameworks. In future, the ratification of the "International Convention on the Rights of Persons with Disabilities" will be another indicator in this regard.

For further details on the information included in the profile, please refer to the websites and contact details of organizations listed in the references.

## **m**ethodology, sources of data and information

The data in the Profile are primarily derived from the following six sources:

1) Responses to a self-administered "Questionnaire on the implementation of the Biwako Millennium Framework for Action towards an Inclusive, Barrier-free and Rights-based Society for Persons with Disabilities in Asia and the Pacific (BMF);"

The following data and information were derived from the responses: data on proportion of disabled population; information on definition of disability and persons with disabilities; institutional framework; legislative and policy framework; national efforts to promote inclusive society and annual budget to the national coordination mechanism;

The Questionnaire was distributed by the ESCAP secretariat in April 2004 to disability focal points in member/associate member states. Twenty-eight Governments listed in the previous section sent back a reply to the secretariat by September 2005;

2) Written responses to an additional request from the ESCAP secretariat for data and information on population of persons with disabilities, their employment rate, access to education, rate for quota schemes, and proportion of disability or social spending to GDP or entire national budget;

3) Human Development Report 2005, published by the United Nations Development Programme (UNDP) in 2005;

Data on GDP per capita and Human Development Index (HDI) ranking were derived from the report;

4) World Population Prospects, the 2004 Revision, published by the Department of Economic and Social Affairs of the United Nations;

Data on the national population is derived from this publication in which mid-2006 population is projected by incorporating the results of 2000 round of national population censuses and recent specialized surveys carried out in developing countries;

5) ESCAP in-house information on the status of the ESCAP Proclamation on the Full Participation and Equality of People with Disabilities in Asian and Pacific Region for the Asian and Pacific Decade of Disabled Persons (1993-2002, 2003-2012);

6) ILO website on the status of ratification of the ILO convention 159 concerning disabled persons.<sup>8</sup>

Once we compiled the data and the information from the above mentioned sources, we sent them back to the disability focal point in each of the 28 countries and area in March 2006, and requested them to verify or update the data and the information by May of the same year. After the data were confirmed, they were shared amongst the focal points on disability of International Labour Organizations(ILO)'s Disability Programme in Asia and the Pacific Region, Bangkok and the Asian Pacific Development Centre on Disability(APCD) for peer review.

While efforts were made to maintain the accuracy and recency, the data and the information gathered, which heavily rely on self-reporting, have their own limitations. For example, the accuracy of information is subject to the interpretations of the wording of each indicator by a person who answered the Questionnaire. Furthermore, when the laws and policies are written in national language, there is a chance that subtle nuances may not be properly reflected in the English translation.

## Explanatory notes

- In the "Disability at a Glance: the Profile of 28 Societies in Asia and the Pacific," tables on the 28 countries and an area are listed by sub-region.
- Sources of the data and information are identified in the column, "Source". If the data or information was taken from the Questionnaire, the question number is identified. If the original source of the data or information was identified by the respondents or ESCAP secretariat for any of the entries, they are included as well.
- When the data and/or information were not made available, and/or the respondent stated the data and/or information were not available or applicable in the particular context of the country or the area, or when the respondent left the area blank, it is shown as N/A.

---

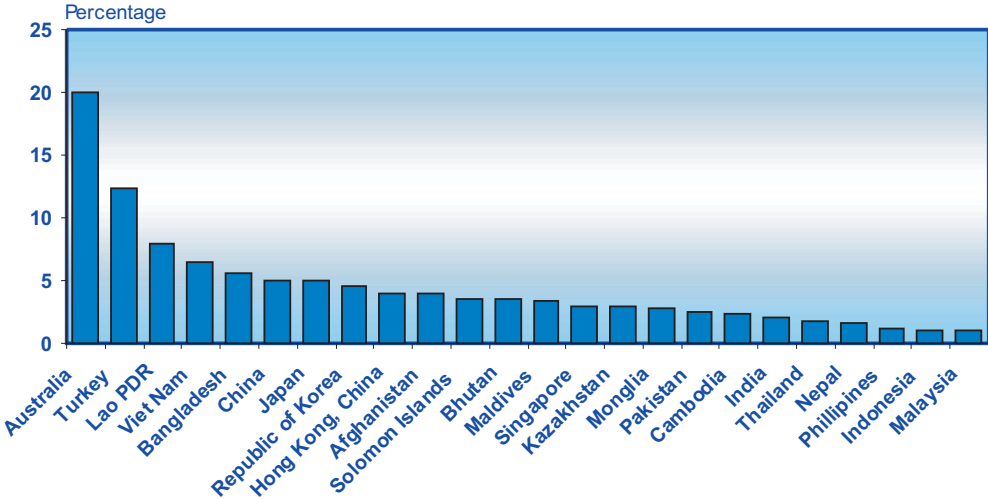
<sup>8</sup> This is available at <http://www.ilo.org/ilolex/cgi-lex/ratifce.pl?c159>

- The terminology shown in an original language submitted by the respondent of each country or area is presented.
- On indicators regarding existence of an institutional and policy framework, national efforts to promote inclusive society and commitment to regional and international policy frameworks, specifics such as names and year of establishment are provided when made available. Otherwise, “yes” or “N/A” is provided.
- Total population and the population of persons with disabilities are expressed in thousands. If data only on the population of persons with disabilities but not its proportion was provided, or if data only on the proportion but not the population was provided, the proportion or population against the total population was calculated only when the differences in years of the data between the total population and the available data are less than three years.
- On the definitions of persons with disabilities and/or disability, some Governments provided differing definitions such as registration of persons with disabilities and identification of population covered under an anti-discrimination law on disability or quota scheme. In such cases, description of the purpose of the definition is included.
- 

## Key findings

The following section briefly summarizes the key findings from the following categories.

### Proportion of disabled persons among total population



## 1) Human Development Report Index

- Human Development Index was available from all countries and an area except three (Afghanistan, Cook Islands and Kiribati). Among the 25 countries, five (Australia followed by Japan, Hong Kong, China, Singapore and the Republic of Korea) belong to a “high human development” category, while the majority or 20 (Malaysia followed by Thailand, Kazakhstan, Philippines, People’s Republic of China, Fiji, Turkey, Maldives, Viet Nam, Indonesia, Mongolia, India, Solomon Islands, Cambodia, Lao People’s Democratic Republic, Bhutan, Pakistan, Nepal, Bangladesh and Timor Leste) belong to the “medium human development” category.

## 2) Demography

- Of the 28 countries and an area, 24 provided data on the proportion of disabled population. As seen in the graph, the level varies from 0.7 per cent to 20 per cent. This finding corroborates the fact frequently mentioned in the analyses of disability data: disability prevalence rates differ tremendously across borders not because the populations are that much different but because of different definitions, methodologies, and capacities for data collection at national level.
- Of the 28, 25 provided definitions of either disability or persons with disabilities. Diversity in expression, description and categorization on disability is observed.<sup>9</sup>
- Almost all of the definitions provided describe disability as limitation, restriction and/or loss or lack of capabilities and/or lack or loss of normal behaviours.

---

9 Definition of disability or persons with disabilities has been one of the most debated issues. During the last thirty years, there have been two contrasting interpretations of disability: the medical model and the social model. The medical model views certain physical, intellectual, and mental impairments as pathological and/or abnormal attributes of an individual, causing one’s reduction, loss of functions and participation and various disadvantages in society. Therefore, management of the problems revolves around medical cure and individual behavioral changes. On the other hand, the social model views disability as a consequence of social, political, economical and cultural exclusion of those with impairments. Thus, management of the problems revolves around changing social arrangement and asserting disabled population as a normal part of the society. WHO has evolved their definitions on disability as well. 1980 International Classification of Impairment, Disability and Handicap (ICIDH) provided a definition by devising three terms: impairment (reduced function of an organ or body part); disability (reduced function and activity of a person) and handicap (social, economic and cultural circumstances that place persons with impairment or disability at a disadvantage relative to their peers). This definition provided different dimensions of disability, but later was criticized for being close to the medical model and not including environmental factors (i.e., lack of physical, informational accessibility) as possible causes of disability. 2001 International Classification of Functioning, Disability and Health (ICF) drew attentions to this aspect and views disability as phenomenon arising from complex interactions of body functions and structures, activities and participation, and environmental and personal factors. Current chair of the Ad Hoc Committee on the International Convention suggests the following definition at its 7th session: “Disability” results from the interaction between persons with impairments, conditions or illnesses and the environmental and attitudinal barriers they face. Such impairments, conditions or illnesses may be permanent, temporary, intermittent or imputed, and include those that are physical, sensory, psychosocial, neurological, medical or intellectual. For further information, please visit <http://www.un.org/esa/socdev/enable/faqs.htm>, <http://www.un.org/esa/socdev/enable/rights/ahc7pddisability.htm>, and <http://www.un.org/esa/socdev/enable/rights/ahc8docs/ahc8bkdoc3.doc>

- Among those who describe disability as limitations, restrictions and/or loss or lack of capabilities and/or lack or loss of normal behaviors, some definitions attributed them to specific types of impairment, while others do not attribute but extend to describe specific types of limitations. Among those who provided the types of impairment and limitation, almost all cover physical, visual (sensory), hearing, intellectual dimensions of disability, while some others include a category of psycho-social<sup>10</sup> and/or invisible disability (i.e., chronic illness etc.), multiple disabilities, difficulties in speech, developmental disabilities.
- Description of psycho-social disabilities has different expressions such as “mental illness (Australia)”, “mental health problems (Kiribati)”, “psychiatric disorders (Mongolia)”. Also description of intellectual disabilities has different expressions such as “difficulty in leaning or understanding (Australia)”, “mental handicap (Hong Kong, China)”, “intellectual disability (Japan)” and “mental retardation (the Republic of Korea)”. “Mental disability” seems to be used differently either to refer to psycho-social disabilities (Japan, the Republic of Korea) or intellectual disabilities (Bangladesh). However, in other cases, it is not clear whether “mental” refers to psycho-social disabilities or intellectual disabilities.
- A couple of country and an area provided different definitions based on the purpose: Hong Kong, China and Australia. In Hong Kong, China, there are three definitions depending on a purpose: definition for the registration of disabled; definition for the survey, and the definition for their anti-discrimination law. The definition includes disability which previously existed but no longer exists and which is imputed to a person.
- Eight countries and an area (Australia; People’s Republic of China; Hong Kong, China; Indonesia; Japan; Mongolia; the Republic of Korea and Turkey) provided the data on employment rate of persons with disabilities. Though the interpretations of “persons with disabilities”, “economically active”, “employment” and the methodological basis for the rate is not comparable among those, rates of four countries and an area (People’s Republic of China; Hong Kong, China; the Republic of Korea and Turkey) exceeded over 80 per cent. The highest rate is 89.4 percent of the Republic of Korea, while the lowest rate is 26.4 per cent of Mongolia. Japan provided two different employment rates; one for persons with physical disabilities and the other for persons with intellectual disabilities.
- Four countries (Japan; Indonesia; Republic of Korea and Turkey) provided employment rate of persons without disabilities for comparative purpose, showing the rate is higher than the rate for persons with disabilities.
- Four countries (People’s Republic of China; Mongolia; the Republic of Korea and Pakistan) provided the data on access to educational opportunities by persons with disabilities. Similar to the data on the employment, interpretations of the “school going children”, “schools” and methodological basis for the rate differ among the four. The highest is 83.6 per cent from the Republic of Korea and the lowest is two per cent of Mongolia.

### 3) Institutional framework

- All of the 28 countries and an area have either the national coordination mechanism or focal point. Fourteen countries (Bhutan; Cambodia; People’s Republic of China; Fiji; Indonesia; Japan; Kazakhstan; Malaysia; Nepal; Philippines; Thailand; Timor Leste; Turkey and Viet Nam)

---

<sup>10</sup> Increasingly, “persons with psychosocial disabilities” are used in the international context such as at <http://www.un.org/esa/socdev/enable/srreport-ecn520064.htm> to refer to “persons with psychiatric disabilities.”

clearly mention that they have the national coordination mechanism involving representatives from more than one ministry and/or NGOs.

#### **4) Legislative and policy framework**

- Fourteen countries provided information that their respective constitution has a specific mention on disability. Eight societies (Cambodia; People's Republic of China; Ministry of Social Affairs and Statistic Central Board Democratic Republic; Mongolia; Nepal; Turkey and Viet Nam) mention on disability in the context of providing support and assistance for persons with disabilities. Five countries (Bhutan; Fiji; Indonesia; Thailand; and Timor Leste) mention on it in the context of ensuring equal opportunities, non-discrimination and removing barriers. The Philippines Constitution includes an article on establishing the "National Council for the Welfare of Disabled Persons", the national coordination mechanism for persons with disabilities.
- Fourteen countries (Bangladesh; People's Republic of China; India; Indonesia; Japan; Kazakhstan; Malaysia; Mongolia; Nepal; the Philippines; Thailand; Turkey and Viet Nam) reported that they had a comprehensive law on disability.
- Five countries and an area (People's Republic of China; Hong Kong, China; India; Turkey and Australia) reported that they had an anti-discrimination law on disability. The Republic of Korea reported that the anti-discrimination law is now in the process of being drafted.

#### **5) National efforts to promote inclusive society**

- Fifteen countries (Bangladesh; People's Republic of China; India; Indonesia; Japan; Kazakhstan; Lao People's Democratic Republic; Malaysia; Mongolia; Pakistan; Philippines; Republic of Korea; Thailand; Turkey and Viet Nam) reported that they had quota scheme for persons with disabilities. Of the 15, information on the quota rate was made available from 13 (Bangladesh; People's Republic of China; India; Indonesia; Japan; Kazakhstan; Malaysia; Mongolia; Pakistan; Philippines; Thailand; Turkey and Viet Nam). Their rates vary from one to four per cent. Countries such as Japan and Turkey have differential rates for public sector and private sector. Viet Nam spells out specific categories of professions for their quota. Fiji and Timor Leste are currently developing the quota system.
- Seventeen countries and an area (People's Republic of China; Cook Islands; Fiji; Hong Kong, China; India; Indonesia; Japan; Kazakhstan; Lao People's Democratic Republic; Malaysia; Mongolia; the Philippines; the Republic of Korea; Singapore; Thailand; Turkey and Viet Nam) have national accessibility standards.
- Fifteen countries (Australia; Bhutan; Cambodia; People's Republic of China; Fiji; Indonesia; Japan; Kazakhstan; Lao People's Democratic Republic; Malaysia; Mongolia; Nepal; Pakistan; the Republic of Korea and Viet Nam) have standardized sign language.

#### **6) Financial commitment**

- Six countries (People's Republic of China; Japan; Kazakhstan; Kiribati; Pakistan and the Republic of Korea) made available information regarding ratio or amount of budget used for social spending or disability-related purposes.

- Ten countries (Australia; Cambodia; Fiji; Indonesia; Kiribati; Pakistan; Philippines; the Republic of Korea; Turkey and Viet Nam) made available information regarding annual budget allocated to the national coordination mechanism.

## **7) Commitment to regional and international policy framework**

- All of the 28 countries and an area except Kazakhstan are signatories of the ESCAP Proclamation on the Full Participation and Equality of People with Disabilities in Asian as well as Pacific Region for the Asian and Pacific Decade of Disabled Persons (1993-2002, 2003-2012).
- Nine countries (Australia; People's Republic of China; Fiji; Japan; Mongolia; the Republic of Korea; Pakistan; Philippines and Turkey) have ratified the ILO convention 159 Vocational Rehabilitation and Employment (Disabled Persons) Convention, 1983.

| Human Development Report Index                                |  | Source  |
|---|--|---|
| GDP per capita (ppp)  | US\$ 1,096 (2003)  | <i>National Human Development Report 2005</i>   |
| Human Development Index ranking out of 177                    | 85 (2003)  | <i>Human Development Report 2005</i>  |
| Demography  |  |   |
| Total population (in thousands)                               | 1,323,636 (mid-2006)   | <i>World Population Prospects, the 2004 Revision</i>                                      |
| Population of persons with disabilities (in thousands)        | N/A  |   |
| Proportion of disabled population                             | 5% (1987)  | <i>National Sampling Survey on Disability, 1987</i> <sup>1</sup>                          |
| Definition of disability                                      | N/A  | Q.20  |
| Definition of persons with disabilities                       | A disabled person refers to one who suffers from abnormalities of loss of a certain organ or function, psychologically or physiologically or in anatomical structure and has lost wholly or in part the ability to perform an activity in the way considered normal. | <i>Law of the People's Republic of China on the Protection of Disabled Persons (1990)</i> |
| Employment rate of persons with disabilities                  | 84% (2004) <sup>2</sup>  | <i>China Disabled Persons Federation</i>  |
| Access to education   | Physically disabled children are mainstreamed in normal school; for blind, deaf and intellectually disabled children, the rate is 80% <sup>3</sup>   | <i>Ibid.</i>  |
| Institutional Framework                                       |  |   |
| The national coordination mechanism or disability focal point | The State Council Working Committee on Disability, established in 1993   | Q.1b  |
| Numbers of members and composition of the mechanism           | 38 multi-sectoral members from relevant ministries, government departments and NGOs  | Q.1b  |
| Legislative and Policy Framework                              |  |   |
| Mention on disability in constitution                         | Article 45 stipulates that the Government and society will support disabled citizens with their employment, living and education (1982)  | Q.7b  |
| Comprehensive disability law                                  | The Law of People's Republic of China on the Protection of Disabled Persons (1990)   | Q.10b   |



# East and North-East Asia

|   |  |   |
|---|--|---|
| Disability-specific anti-discrimination law                                 | The Law of People's Republic of China on the Protection of Disabled Persons (1990) | Q.11b   |
| Sectoral disability laws and the areas                                      | Education, employment, building code, transportation and others.                   | Q.9A  |
| National plan of action on disability                                       | Yes  | Q.2b  |
| National Efforts to Promote an Inclusive Society                            |  |   |
| Employment quota scheme   | No less than 1.5%  | Q.30a   |
| National accessibility standard   | Codes of designs on Accessibility of Urban Roads and Building amended in 2001      | Q.32b   |
| Standardized sign language  | Yes  | Q.34  |
| Financial Commitment  |  |   |
| Proportion of disability (social) spending to GDP or entire national budget | N/A  |   |
| Annual budget allocated to the national coordination mechanism              | N/A  | Q.1b  |
| Commitment to Regional and International Policy Framework                   |  |   |
| Signatory to the Proclamation of the decade                                 | 1992   | <a href="http://www.unescap.org/esid/psis/disability">http://www.unescap.org/esid/psis/disability</a>             |
| Ratification of ILO Convention 159  | 2 February 1998  | <a href="http://www.ilo.org/ilolex/cgi-lex/ratifce.pl?C159">http://www.ilo.org/ilolex/cgi-lex/ratifce.pl?C159</a> |

Notes: <sup>1</sup> The second National Sampling Survey on Disability in China will be finished at the end of May 2006, and the information will be available in 2007.

<sup>2</sup> 84% refers to employment rate of urban disabled persons. The employment is mainly the following three forms: welfare enterprises, quota scheme, and self-employment.

<sup>3</sup> 80% refers to enrollment rate of school age deaf, blind and intellectually disabled children. School age is 7-16 years, as we practice 9 year compulsory education in China. Since physically disabled children go to normal school, we usually don't count their enrollment rate.

# Hong Kong, China

| Human Development Report Index                         |   | Source   |
|--|---|--|
| GDP per capita (ppp)                                   | US\$ 25,625 (2003)  | <i>Census and Statistics Department (C&amp;SD) 2005</i>  |
| Human Development Index ranking out of 177             | 22 (2003)   | <i>Human Development Report 2005</i>   |
| Demography   |   |  |
| Total population (in thousands)                        | 6,935   | <i>C&amp;SD 2005</i>   |
| Population of persons with disabilities (in thousands) | 269.5 (excluding mentally handicapped persons) <sup>1</sup>   | <i>C&amp;SD* sample survey 2000</i>  |
| Proportion of disabled population                      | 4% (excluding mentally handicapped persons) <sup>1</sup>  | <i>C&amp;SD* sample survey 2000</i>  |
| Definition of disability                               | <p>1) For the registration system, the definitions were individually defined in depth by the following types of disability, physical handicap, autism, visceral disabilities, hearing impairment, mental handicap, mental illness, visual impairment, speech difficulty.</p> <p>2) For the anti-discrimination law disability means total or partial loss of a person's bodily or mental functions, total or partial loss of a part of the body, the presence of organisms causing disease or illness (such as HIV), the malfunction, malformation or disfigurement of a part of the person's body, or a disorder, illness or disease that affects a person's perception of reality, emotions or judgement or that results in disturbed behaviour, and learning difficulties. A disability includes not only a disability which presently exists, but also a disability which previously existed but no longer exists, which may exist in the future or which is imputed to a person.</p> | <p>1) <i>Health, Welfare and Food Bureau</i></p> <p>2) <i>Disability Discrimination Ordinance (1996)</i></p> |
| Definition of persons with disabilities                | <p>Under the framework of the survey, "persons with disabilities" were defined as those who (i) had been diagnosed by qualified health personnel (such as practitioners of Western medicine and Chinese medicine, including herbalists, bone-setters and acupuncturists) as having one or more of the following 7 conditions; or (ii) had perceived themselves as having one or more of the first 4 of the following 7 conditions which had lasted, or were likely to last, for a period of 6 months or more at the time of enumeration:</p> <ul style="list-style-type: none"> <li>(a) restriction in body movement;</li> <li>(b) seeing difficulty;</li> <li>(c) hearing difficulty;</li> <li>(d) speech difficulty;</li> <li>(e) mental illness;</li> <li>(f) autism; and</li> <li>(g) mental handicap.</li> </ul>   | <i>C&amp;SD* sample survey 2000</i>  |



# East and North-East Asia

|   |  |   |
|---|--|---|
| Employment rate of persons with disabilities                                | 87.9% (52,500 persons <sup>1</sup> of all economically active persons with disabilities (59,700 persons) are employed. The latter 59,700 persons represents 22.9% of disabled persons who are 15 years old or above. | C&SD* sample survey 2000  |
| Access to education   | N/A  |   |
| <b>Institutional Framework</b>  |  |   |
| The national coordination mechanism or disability focal point               | Rehabilitation Advisory Committee established in 1995. Focal point is Commissioner for Rehabilitation under the Health, Welfare and Food Bureau.   | Q.1b  |
| Numbers of members and composition of the mechanism                         | 6 officials and 20 unofficial <sup>2</sup> members   | Q.1b  |
| <b>Legislative and Policy Framework</b>                                     |  |   |
| Mention on disability in constitution                                       | N/A  | Q.7b  |
| Comprehensive disability law  | N/A  | Q.10b   |
| Disability-specific anti-discrimination law                                 | Disability Discrimination Ordinance (1996)   | Q.11b   |
| Sectoral disability laws and the areas                                      | Health, building code  | Q.9a  |
| National plan of action on disability                                       | Rehabilitation Programme Plan (1999)   | Q.2a  |
| <b>National Efforts to Promote an Inclusive Society</b>                     |  |   |
| Employment quota scheme   | N/A  | Q.30a   |
| National accessibility standard   | Design Manual: Barrier Free Access 1997; Transport Planning and Design Manual: Facilities for People with Disabilities 1987.   | Q.32b   |
| Standardized sign language  | N/A  | Q.34  |
| <b>Financial Commitment</b>   |  |   |
| Proportion of disability (social) spending to GDP or entire national budget | N/A  |   |
| Annual budget allocated to the national coordination mechanism              | N/A  | Q.1b  |
| <b>Commitment to Regional and International Policy Framework</b>            |  |   |
| Signatory to the Proclamation of the decade                                 | 1993   | <a href="http://www.unescap.org/esid/psis/disability">http://www.unescap.org/esid/psis/disability</a>             |
| Ratification of ILO Convention 159  | No   | <a href="http://www.ilo.org/ilolex/cgi-lex/ratifce.pl?C159">http://www.ilo.org/ilolex/cgi-lex/ratifce.pl?C159</a> |

Notes: <sup>1</sup> The estimates pertaining to mentally handicapped persons are excluded from the figure as they are considered to be subject to under-estimation in the survey. A crude statistical assessment showed that the total number of mentally handicapped persons in Hong Kong, China might be in the region of 62,000 - 87,000. Further breakdowns of such figure are not available.

<sup>2</sup> Unofficial means "not government" officials, appointed in personal capacity.

| Human Development Report Index                         |  | Source  |
|--|--|---|
| GDP per capita (ppp)                                   | US\$ 27,967 (2003)   | <i>Human Development Report 2005</i>  |
| Human Development Index ranking out of 177             | 11 (2003)  | <i>Ibid.</i>  |
| Demography   |  |   |
| Total population (in thousands)                        | 128,219 (mid-2006)   | <i>World Population Prospects, the 2004 Revision</i>  |
| Population of persons with disabilities (in thousands) | 6,559  | <i>2005 Annual Report on Government Measures for Persons with Disabilities</i>  |
| Proportion of disabled population                      | 5.0%   |   |
| Definition of disability                               | "Physical disability" includes enumerated physical disabilities in the attached list of the law. "Mental disability" includes schizophrenia, psychotic disorders due to psychoactive substance use, mental retardation, personality disorders, and/or other mental disorders. "Developmental disability" includes disabilities such as autism, asperger syndrome, learning disabilities, Attention Deficit Hyperactive Syndrome, and other disabilities related to cerebral functions, which are usually manifested during the early stages of development.  | <i>Article 4 of Law for the Welfare of Physically Disabled Persons, Article 5 of Mental Health and Welfare Law of Mentally Disabled Persons and Article 2 of the Developmentally Disabled Persons Support Act</i>   |
| Definition of persons with disabilities                | "Persons with disabilities" are persons whose daily or social life is substantially and continuously limited due to physical, intellectual or mental disability. "Persons with physical disabilities" are persons over 18 years of age who have physical disability which comes under one of those enumerated physical disabilities in the attached list of the law, and who have received a certificate for persons with physical disabilities from the governor of local governments. "Persons with intellectual disabilities" are persons who have intellectual disability manifested during the developmental period (birth to 18 years of age) and have functional deficits in skills for daily life which require supportive services. "Persons with mental disabilities" shall be persons who have schizophrenia, psychotic disorders due to psychoactive substance use, mental retardation, personality disorders, and/or other mental disorders. "Persons with developmental disability" are persons who have developmental disability and whose daily and social life are substantially limited by the disability. | <i>Article 2 of Basic Law for Persons with Disabilities, Article 4 of Law for the Welfare of Physically Disabled Persons, Operational definition used for persons with intellectual disabilities, Article 5 of Mental Health and Welfare Law of Mentally Disabled</i> |
| Employment rate of persons with disabilities           | Physically disabled persons 66.0%, intellectually disabled persons 57.5%, non-disabled persons 78.0%. <sup>1</sup>   | <i>2005 Annual Report on Government Measures for Persons with Disabilities</i>  |
| Access to education                                    | N/A  |    |

# East and North-East Asia

| Institutional Framework   |  |   |
|---|--|---|
| The national coordination mechanism or disability focal point               | Headquarters for Promoting the Measures for Persons with Disabilities under directorate of Promoting the Measures for Persons with Disabilities in Cabinet Office (2001) | Q.1b  |
| Numbers of members and composition of the mechanism                         | Prime Minister, Chief Cabinet Secretary, Ministers and Secretariat   | Q.1b  |
| Legislative and Policy Framework  |  |   |
| Mention on disability in constitution                                       | N/A  | Q.7b  |
| Comprehensive disability law  | "Basic Law for Persons with Disabilities" amended in 2004  | Q.10b   |
| Disability-specific anti-discrimination law                                 | N/A  | Q.11b   |
| Sectoral disability laws and the areas                                      | Employment, rehabilitation, health, social security and others   | Q.9a  |
| National plan of action on disability                                       | Basic Programme for Persons with Disabilities (2002)   | Q.2b  |
| National Efforts to Promote an Inclusive Society                            |  |   |
| Employment quota scheme   | 1.8% for private entity, 2.1% for Government agencies <sup>2</sup>   | Q.30a   |
| National accessibility standard   | Yes  | Q.32b   |
| Standardized sign language  | Yes  | Q.34  |
| Financial Commitment  |  |   |
| Proportion of disability (social) spending to GDP or entire national budget | 0.02 % of total budget for the 2005 fiscal year  |   |
| Annual budget allocated to the national coordination mechanism              | N/A  | Q.1b  |
| Commitment to Regional and International Policy Framework                   |  |   |
| Signatory to the Proclamation of the decade                                 | Yes  | <a href="http://www.unescap.org/esid/psis/disability">http://www.unescap.org/esid/psis/disability</a>             |
| Ratification of ILO Convention 159  | 12 June 1992   | <a href="http://www.ilo.org/ilolex/cgi-lex/ratific.pl?C159">http://www.ilo.org/ilolex/cgi-lex/ratific.pl?C159</a> |

Notes: <sup>1</sup> The original survey divides the workable age group into ten subcategories. Figures in the table are from 25 to 29 years. Employment rate for physically disabled persons for the age group 45 to 49 years is 52.1%. The rate for intellectually disabled persons is 44.4% as compared to 81.9%, the rate for non-disabled persons.

<sup>2</sup> This applies to companies which have more than 56 employees.

# Mongolia

| Human Development Report Index                                |   | Source   |
|---|---|--|
| GDP per capita (ppp)  | US\$ 1,850  | <i>Human Development Report 2005</i>           |
| Human Development Index ranking out of 177                    | 114 (2003)  | <i>Ibid.</i>                                   |
| Demography  |   |  |
| Total population (in thousands)                               | 2,563 (end-2005)  | <i>National Statistical Office of Mongolia</i> |
| Population of persons with disabilities (in thousands)        | 89.7 (2005)   | <i>Ibid.</i>                                   |
| Proportion of disabled population                             | 3.5%  | <i>Ibid.</i>                                   |
| Definition of disability                                      | N/A   | Q.20   |
| Definition of persons with disabilities                       | <p>Provision No. 3 of law on "Social security of the people with disability" says that the citizen of Mongolia, foreign residents who live officially in Mongolia and the stateless persons whose physiological and mental impairment is transmitted through genetically and non-genetically, congenital defect, post-injection complication, lost control of voluntary movement functions reasoned from accidents and impossible to labor in an ordinary circumstances, have visual, auditory and speech disability, as well as mentally retarded and psychologically impaired are investigated and registered by Medical and Labor Certification Commissions.</p> <p><i>(Definition used for official statistics, NSO of Mongolia.)</i></p> | Q.20   |
| Employment rate of persons with disabilities                  | 26.4%   | <i>National Statistical Office</i>             |
| Access to education   | 15.7% of 20,748 children and younger people with disabilities go to school.   | <i>Ibid.</i>                                   |
| Institutional Framework                                       |   |  |
| The national coordination mechanism or disability focal point | National committee founded in 1995, renewed in 2002, 2004 and 2005. Focal point: Population and Social Security Department of the Ministry of Social Welfare and Labor.   | Q.1b   |



# East and North-East Asia

|   |  |   |
|---|--|---|
| Numbers of members and composition of the mechanism                         | 13 members including National Committee and leading Deputy minister of Social Welfare and Labor.   | Q.1b  |
| Legislative and Policy Framework  |  |   |
| Mention on disability in constitution                                       | Article 15 stipulates right to take support when living long and losing work ability, right to be care for health, right to education, right to unit voluntarily, right to express their opinion freely and publish (1992) | Q.7b  |
| Comprehensive disability law  | Law on Social welfare for Disabilities (2005)  | Q.10b   |
| Disability-specific anti-discrimination law                                 | N/A  | Q.11b   |
| Sectoral disability laws and the areas                                      | Education, employment, rehabilitation, health, information and technology, building code, transportation, poverty alleviation and social security/social welfare   | Q.9a  |
| National plan of action on disability                                       | N/A <sup>1</sup>   | Q.2b  |
| National Efforts to Promote an Inclusive Society                            |  |   |
| Employment quota scheme   | Yes  | Q.30a   |
| National accessibility standard   | Normal of Building Planning for Disabilities enacted in 2004   | Q.32b   |
| Standardized sign language  | Yes  | Q.34  |
| Financial Commitment  |  |   |
| Proportion of disability (social) spending to GDP or entire national budget | Approximately 4.49% or about US\$ 42 million is used for social welfare, education, etc.   |   |
| Annual budget allocated to the national coordination mechanism              | N/A  | Q.1b  |
| Commitment to Regional and International Policy Framework                   |  |   |
| Signatory to the Proclamation of the decade                                 | 1993   | <a href="http://www.unescap.org/esid/psis/disability">http://www.unescap.org/esid/psis/disability</a>             |
| Ratification of ILO Convention 159  | 3 February 1998  | <a href="http://www.ilo.org/ilolex/cgi-lex/ratifce.pl?C159">http://www.ilo.org/ilolex/cgi-lex/ratifce.pl?C159</a> |

Note: <sup>1</sup> National Programme for Developing Disabilities Life (1998-2004)

# Republic of Korea

| Human Development Report Index                                |  | Source  |
|---|--|---|
| GDP per capita (ppp)  | US\$ 14, 143 (2003)  | <i>Human Development Report 2005</i>                                    |
| Human Development Index ranking out of 177                    | 28 (2003)  | <i>Ibid.</i>  |
| Demography  |  |   |
| Total population (in thousands)                               | 47,254   | <i>2005 Census</i>  |
| Population of persons with disabilities (in thousands)        | 2,149  | <i>Ministry of Health and Welfare</i>                                   |
| Proportion of disabled population                             | 4.6%   | <i>Ibid.</i>  |
| Definition of disability                                      | Disability is a condition that impairs or imposes restrictions on a person's ability to function at normal or expected levels of mental or physical activity. 15 types of disability: physical disability; traumatic brain injury and cerebral palsy; visual disability; hearing disability; speaking disability; mental retardation; developmental disability (Autism); mental disability; kidney disability; cardiac disability; respiratory disability; liver disability; facial disfigurement; ostomy disability and epilepsy. | Q.20  |
| Definition of persons with disabilities                       | An individual whose daily life and social life in the community are limited by physical or mental disabilities for a long time.  | Q.20  |
| Employment rate of persons with disabilities                  | Non-disabled persons: 96.7%, Disabled persons: 89.4%   |   |
| Access to education   | 83.6% <sup>1</sup>   |   |
| Institutional Framework                                       |  |   |
| The national coordination mechanism or disability focal point | The National Coordination Committee on the Disabled Welfare established in 1996.   | Q.1b  |
| Numbers of members and composition of the mechanism           | The Committee is under the Prime Minister. <sup>2</sup>  | Q.1b  |
| Legislative and Policy Framework                              |  |   |
| Mention on disability in constitution                         | Article 34 (5) Citizens who are incapable of earning a livelihood due to a physical disability, disease, old age or other reasons shall be protected by the State under the conditions as prescribed by Act.   | <i>Constitute of the Republic of Korea (Amended by 29 October 1987)</i> |
| Comprehensive disability law                                  | The Disability Welfare Act   | Q.10b   |



# East and North-East Asia

|   |   |   |
|---|---|---|
| Disability-specific anti-discrimination law                                 | Currently being developed   | Q.11b   |
| Sectoral disability laws and the areas                                      | <ol style="list-style-type: none"> <li>1. Act on Installation of Convenience Facilities for the Disabled;</li> <li>2. Employment Promotion and Vocational Rehabilitation Act for Persons with Disabilities;</li> <li>3. Special Education Promotion Act.</li> </ol> | Q.9a  |
| National plan of action on disability                                       | The Second Five-Year-Plan for Welfare Development for Disabled Persons (2003-2007)  | Q.2b  |
| National Efforts to Promote an Inclusive Society                            |   |   |
| Employment quota scheme   | Yes   | Q.30a   |
| National accessibility standard   | Act on the Installation of Convenience Facilities for the Disabled (1998)   | Q.32b   |
| Standardized sign language  | Yes   | Q.34  |
| Financial Commitment  |   |   |
| Proportion of disability (social) spending to GDP or entire national budget | 0.27% (Expenditure for persons with disabilities: million US\$ 2,408 against GDP: million US\$ 876,996) (2006)  |   |
| Annual budget allocated to the national coordination mechanism              | US\$ 4,000-5,000 (2005)   | Q.1b  |
| Commitment to Regional and International Policy Framework                   |   |   |
| Signatory to the Proclamation of the decade                                 | 1993  | <a href="http://www.unescap.org/esid/psis/disability">http://www.unescap.org/esid/psis/disability</a>             |
| Ratification of ILO Convention 159  | 15 November 1999  | <a href="http://www.ilo.org/ilolex/cgi-lex/ratifce.pl?C159">http://www.ilo.org/ilolex/cgi-lex/ratifce.pl?C159</a> |

Notes: <sup>1</sup> Enrollment rate refers to percentage of persons with disabilities aged from 6 through 18 enrolled in school systems (including primary and secondary) of the Republic of Korea.

<sup>2</sup> The Committee has the following purposes:

- 1) establish the Comprehensive Welfare Strategy for People with Disabilities;
- 2) adjust the policies of the related Ministries;
  - The disabled welfare policy,
  - Budget for the disabled welfare promotion,
  - Coordination of special education policy,
  - Coordination of Employment promotion policy for persons with disabilities,
  - Coordination among the Ministries related to the disabled welfare, etc.
- 3) supervise and monitor the implementation of the policies.

| Human Development Report Index                                |  | Source  |
|---|--|---|
| GDP per capita (ppp)  | US\$ 2,078 (2003)  | <i>Human Development Report 2005</i>  |
| Human Development Index ranking out of 177                    | 130 (2003)   | <i>Ibid.</i>  |
| Demography  |  |   |
| Total population (in thousands)                               | 14,351 (mid-2006)  | <i>World Population Prospects, the 2004 Revision</i>                                      |
| Population of persons with disabilities (in thousands)        | 566  | <i>World Bank</i>   |
| Proportion of disabled population                             | 1) 2.4%<br>2) 3.9%   | 1) <i>National Institute of Statistics, Ministry of Planning;</i><br>2) <i>World Bank</i> |
| Definition of disability                                      | N/A  | Q.20  |
| Definition of persons with disabilities                       | Any citizen who lacks any physical organ or capacity or suffers any mental impairment, which causes decent restriction on his/her daily life or activities such as loss of limbs, quadriplegia, visual or hearing impairment or mental handicap etc. | Q.20  |
| Employment rate of persons with disabilities                  | N/A  |   |
| Access to education   | N/A  |   |
| Institutional Framework                                       |  |   |
| The national coordination mechanism or disability focal point | Disability Action Council (DAC), established in 1997.  | Q.1b  |
| Numbers of members and composition of the mechanism           | 43 members from Government and NGOs. DAC is semi-autonomous.   | Q.1b  |
| Legislative and Policy Framework                              |  |   |
| Mention on disability in constitution                         | Article 74 stipulates that the State assists people with disabilities and families of soldiers who sacrificed their lives for nation (1991)  | Q.7b  |



# South-East Asia

|   |  |   |
|---|--|---|
| Comprehensive disability law  | Currently progressing through legislative process                                  | Q.10b   |
| Disability-specific anti-discrimination law                                 | N/A  | Q.11b   |
| Sectoral disability laws and the areas                                      | Expected to be adopted by the end of 2006  | Q.9a  |
| National plan of action on disability                                       | Strategic Direction on Disability and Rehabilitation is currently being developed. | Q.2b  |
| National Efforts to Promote an Inclusive Society                            |  |   |
| Employment quota scheme   | N/A  | Q.30a   |
| National accessibility standard   | N/A  | Q.32b   |
| Standardized sign language  | Yes  | Q.34  |
| Financial Commitment  |  |   |
| Proportion of disability (social) spending to GDP or entire national budget | N/A  |   |
| Annual budget allocated to the national coordination mechanism              | US\$ 160,000   | Q.1b  |
| Commitment to Regional and International Policy Framework                   |  |   |
| Signatory to the Proclamation of the decade                                 | 1994   | <a href="http://www.unescap.org/esid/psis/disability">http://www.unescap.org/esid/psis/disability</a>             |
| Ratification of ILO Convention 159  | No   | <a href="http://www.ilo.org/ilolex/cgi-lex/ratifce.pl?C159">http://www.ilo.org/ilolex/cgi-lex/ratifce.pl?C159</a> |

# Indonesia

| Human Development Report Index                                |  | Source   |
|---|--|--|
| GDP per capita (ppp)  | US\$ 3,361 (2003)  | <i>Human Development Report 2005</i>                             |
| Human Development Index ranking out of 177                    | 110 (2003)   | <i>Ibid.</i>   |
| Demography  |  |  |
| Total population (in thousands)                               | 225,465 (mid-2006)   | <i>World Population Prospects, the 2004 Revision.</i>            |
| Population of persons with disabilities                       | N/A  |  |
| Proportion of disabled population                             | 1.0%   | <i>Ministry of Social Affairs and Statistic Central Board</i>    |
| Definition of disability                                      | N/A  | Q.20   |
| Definition of persons with disabilities                       | The handicapped is any person having physical and/or mental deficiencies which can hinder or restrict that person to properly function.                          | Q.20   |
| Employment rate of persons with disabilities                  | Employment rate for persons with disability= 30%<br>Employment rate for persons without disability= 30%  | <i>Data and Information Center - Ministry of Social Affairs.</i> |
| Access to education   | N/A  |  |
| Institutional Framework                                       |  |  |
| The national coordination mechanism or disability focal point | National Coordination Team for the Efforts of Social Welfare Improvement for Person with Disability under Ministry of Social Affairs (MOSA) established in 2004. | Q.1b   |
| Numbers of members and composition of the mechanism           | 60 members from Government, NGOs and DPOs  | Q.1b   |
| Legislative and Policy Framework                              |  |  |
| Mention on disability in constitution                         | Act 4 stipulates equal opportunities, equal right and promotion of accessibility for persons with disabilities (1997)  | Q.7b   |



# South-East Asia

|   |  |   |
|---|--|---|
| Comprehensive disability law  | Law 4/1997 re PWDs   | Q.10b   |
| Disability-specific anti-discrimination law                                 | N/A  | Q.11b   |
| Sectoral disability laws and the areas                                      | Education; employment; rehabilitation; building code and transportation  | Q.9a  |
| National plan of action on disability                                       | Indonesia National Action Plan for PWDs (2004-2013)  | Q.2b  |
| National Efforts to Promote an Inclusive Society                            |  |   |
| Employment quota scheme   | 1% for all positions and types of work   | Q.30a   |
| National accessibility standard   | Yes  | Q.32b   |
| Standardized sign language  | Yes  | Q.34  |
| Financial Commitment  |  |   |
| Proportion of disability (social) spending to GDP or entire national budget | Social spending on year of 2005 is about US\$ 10.6 millions. In the year of 2006 is about US\$ 13.8 millions (US\$ 1 = Rp 9,000) |   |
| Annual budget allocated to the national coordination mechanism              | Rp. 66,300,000   | Q.1b  |
| Commitment to Regional and International Policy Framework                   |  |   |
| Signatory to the Proclamation of the decade                                 | 1993   | <a href="http://www.unescap.org/esid/psis/disability">http://www.unescap.org/esid/psis/disability</a>             |
| Ratification of ILO Convention 159  | No   | <a href="http://www.ilo.org/ilolex/cgi-lex/ratifce.pl?C159">http://www.ilo.org/ilolex/cgi-lex/ratifce.pl?C159</a> |

# Lao People's Democratic Republic


| Human Development Report Index                                |   | Source   |
|---|---|--|
| GDP per capita (ppp)  | US\$ 1,759 (2003)   | <i>Human Development Report 2005</i>                 |
| Human Development Index ranking out of 177                    | 133 (2003)  | <i>Ibid.</i>   |
| Demography  |   |  |
| Total population (in thousands)                               | 6,058 (mid-2006)  | <i>World Population Prospects, the 2004 Revision</i> |
| Population of persons with disabilities (in thousands)        | N/A   |  |
| Proportion of disabled population                             | 8.0%  | Q.19   |
| Definition of disability                                      | N/A   | Q.20   |
| Definition of persons with disabilities                       | N/A   | Q.20   |
| Employment rate of persons with disabilities                  | N/A   |  |
| Access to education   | N/A   |  |
| Institutional Framework                                       |   |  |
| The national coordination mechanism or disability focal point | Lao Disabled People's Association<br>Focal point: Ministry of Labour and Social Welfare   | Q.1b   |
| Numbers of members and composition of the mechanism           | Representatives 6 provinces (in future 18 provinces)  | Q.1b   |
| Legislative and Policy Framework                              |   |  |
| Mention on disability in constitution                         | Article 39 stipulates that Lao people have right to have vacation in accordance with the law workers and right for holidays, to take rest, have a treatment and assistance when they cannot work, have handicaps (1991-2004). | Q.7b   |
| Comprehensive disability law                                  | N/A   | Q.10b  |
| Disability-specific anti-discrimination law                   | N/A   | Q.11b  |



# South-East Asia

|   |   |   |
|---|---|---|
| Sectoral disability laws and the areas                                      | N/A <sup>1</sup>                                  | Q.9a  |
| National plan of action on disability                                       | Strategic Plan for Rehabilitation and Development | Q.2b  |
| National Efforts to Promote an Inclusive Society                            |   |   |
| Employment quota scheme   | Yes   | Q.30a   |
| National accessibility standard   | 2000  | Q.32b   |
| Standardized sign language  | Yes   | Q.34  |
| Financial Commitment  |   |   |
| Proportion of disability (social) spending to GDP or entire national budget | N/A   |   |
| Annual budget allocated to the national coordination mechanism              | N/A   | Q.1b  |
| Commitment to Regional and International Policy Framework                   |   |   |
| Signatory to the Proclamation of the decade                                 | 1995  | <a href="http://www.unescap.org/esid/psis/disability">http://www.unescap.org/esid/psis/disability</a>               |
| Ratification of ILO Convention 159  | No  | <a href="http://www.ilo.org/ilolex/cgi-lex/ratifce.pl?C159">http://www.ilo.org/ilolex/cgi-lex/ratifce.pl?C159</a> . |

Note: <sup>1</sup> Only disability-specific regulations exists.

| Human Development Report Index                                |  | Source  |
|---|--|---|
| GDP per capita (ppp)  | US\$ 9,512 (2003)  | <i>Human Development Report 2005</i>  |
| Human Development Index ranking out of 177                    | 61 (2003)  | <i>Ibid.</i>  |
| Demography  |  |   |
| Total population (in thousands)                               | 25,796 (mid-2006)  | <i>World Population Prospects, the 2004 Revision</i>  |
| Population of persons with disabilities (in thousands)        | N/A  |   |
| Proportion of disabled population                             | 1.0%   | <i>1958 Government data</i>   |
| Definition of disability                                      | N/A  | Q.20  |
| Definition of persons with disabilities                       | Any person unable to ensure by himself wholly or partly, the necessities of a normal individual and or social life, as a result of a deficiency either congenital or not, in his physical or mental capabilities. For the purpose of the registration, the following six categories are applied: 1) physically disabled; 2) deaf; 3) blind; 4) cerebral palsy; 5) learning disabled and 6) others. | <i>Based on 1980 WHO</i>  |
| Employment rate of persons with disabilities                  | N/A  |   |
| Access to education   | N/A  |   |
| Institutional Framework                                       |  |   |
| The national coordination mechanism or disability focal point | National Coordinating Committee under Department of Social Welfare, Ministry of Women, Family and Community Development, established 16 July 2001.   | Q.1b  |
| Numbers of members and composition of the mechanism           | 35 members from Ministries, NGOs and representatives of persons with disabilities  | Q.1b  |
| Legislative and Policy Framework                              |  |   |
| Mention on disability in constitution                         | N/A  | Q.7b  |
| Comprehensive disability law                                  | Disability Welfare Act - 2001  | Q.10b  |

# South-East Asia

|   |  |   |
|---|--|---|
| Disability-specific anti-discrimination law                                 | N/A  | Q.11b   |
| Sectoral disability laws and the areas                                      | Education; employment; rehabilitation; health; information and technology; building code; and poverty alleviation  | Q.9a  |
| National plan of action on disability                                       | Nation Action Plan for Disabled Persons is currently being developed.  | Q.2b  |
| National Efforts to Promote an Inclusive Society                            |  |   |
| Employment quota scheme   | 1 % for the public sector  | Q.30a   |
| National accessibility standard   | 1990 Code of Practice for Means of Escape for Disabled People; 1991 Code of Practice for Access for Disabled People to Public Buildings; 1993 Code of Practice for Access for Disabled People Outside Buildings. | Q.32b   |
| Standardized sign language  | Yes  | Q.34  |
| Financial Commitment  |  |   |
| Proportion of disability (social) spending to GDP or entire national budget | N/A  |   |
| Annual budget allocated to the national coordination mechanism              | N/A  | Q.1b  |
| Commitment to Regional and International Policy Framework                   |  |   |
| Signatory to the Proclamation of the decade                                 | 1994   | <a href="http://www.unescap.org/esid/psis/disability">http://www.unescap.org/esid/psis/disability</a>             |
| Ratification of ILO Convention 159  | No   | <a href="http://www.ilo.org/ilolex/cgi-lex/ratifce.pl?C159">http://www.ilo.org/ilolex/cgi-lex/ratifce.pl?C159</a> |

# Philippines

| Human Development Report Index                                |  | Source   |
|---|--|--|
| GDP per capita (ppp)  | US\$ 4,321 (2003)  | <i>Human Development Report 2005</i>                             |
| Human Development Index ranking out of 177                    | 84 (2003)  | <i>Ibid.</i>   |
| Demography  |  |  |
| Total population (in thousands)                               | 84,477 (mid-2006)  | <i>World Population Prospects, the 2004 Revision</i>             |
| Population of persons with disabilities (in thousands)        | N/A  |  |
| Proportion of disabled population                             | 1.2%   | <i>2000 National Census of Housing and Population</i>            |
| Definition of disability                                      | Disability shall mean 1) a physical or mental impairment that substantially limits one or more psychological or anatomical functions of an individual; 2) a record of such an impairment or; 3) being regarded as having such an impairment. | <i>Magna Carta for Disabled Persons Republic Act 7277 (1995)</i> |
| Definition of persons with disabilities                       | Those suffering from restriction of different abilities, as a result of a mental, physical or sensory impairment, in performing an activity in the manner or within the range considered normal for a human being.                           | <i>Ibid.</i>   |
| Employment rate of persons with disabilities                  | N/A  |  |
| Access to education   | Only 2% of persons with disabilities of school age are enrolled in formal educational institutions.  |  |
| Institutional Framework                                       |  |  |
| The national coordination mechanism or disability focal point | National Council for the Welfare of Disabled Persons (national level in 1978) and Regional Committee for the Welfare of Disabled Persons (regional level in 1987)  | <i>Q.1b</i>  |
| Numbers of members and composition of the mechanism           | 19 regular members composed of National Government Agencies, Non-Government Organizations, cause-oriented and civic groups and representative from the sector of persons with disabilities. <sup>1</sup>                                     | <i>Q.1b</i>  |




# South-East Asia

| Legislative and Policy Framework  |  |   |
|---|--|---|
| Mention on disability in constitution                                       | Article 13, Section 13 of the 1987 Philippines Constitution mandates the National Council for the Welfare of Disabled Persons for their rehabilitation development and self-reliance, integration into the mainstream of society.                                    | Q.7b  |
| Comprehensive disability law  | Magna Carta for Disable Persons Republic Act 7277 enacted in March 1995  | Q.10b   |
| Disability-specific anti-discrimination law                                 | N/A  | Q.11b   |
| Sectoral disability laws and the areas                                      | Education; employment; rehabilitation; health; building code; transportation; poverty alleviation; social welfare and political  | Q.9a  |
| National plan of action on disability                                       | National Plan of Action for the Decade of Persons with Disabilities enacted for 2003-2012 <sup>2,3</sup>   | Q.2b  |
| National Efforts to Promote an Inclusive Society                            |  |   |
| Employment quota scheme   | 5% of all casual, emergency and contractual positions in the Department of Social Welfare and Development, Department of Health, Dep-Ed and other government agencies offices, or corporations engaged in social development shall be reserved for disabled persons. | <i>Title 2: Rights and Privileges of Disabled Persons of Disabled Persons Section 5 Equal Opportunity for Employment of the Magna Carta for Disabled Persons.</i> |
| National accessibility standard   | Accessibility Law enacted in 1983  | Q.32b   |
| Standardized sign language  | N/A  | Q.34  |
| Financial Commitment  |  |   |
| Proportion of disability (social) spending to GDP or entire national budget | N/A  |   |
| Annual budget allocated to the national coordination mechanism              | Average of 30 millions Pesos per year  | Q.1b  |
| Commitment to Regional and International Policy Framework                   |  |   |
| Signatory to the Proclamation of the decade                                 | 1993   | <a href="http://www.unescap.org/esid/psis/disability">http://www.unescap.org/esid/psis/disability</a>   |
| Ratification of ILO Convention 159  | 23 August 1991   | <a href="http://www.ilo.org/ilolex/cgi-lex/ratific.pl?C159">http://www.ilo.org/ilolex/cgi-lex/ratific.pl?C159</a>   |

Notes: <sup>1</sup> Honorary member from the disability sector is represented in the National Anti-Poverty Commission.

<sup>2</sup> Philippine Medium Term Development Plan includes in Chapter 12 disability concerns responding to basic needs to the poor: protection of the vulnerable.

<sup>3</sup> The Philippines declared the Philippine Decade of Persons with Disabilities with 2003-2012 on August 21, 2002 with the National Council for the Welfare of Disabled Persons as lead agency in the observance and formulation of a National Plan for the Decade.

| Human Development Report Index                                |   | Source  |
|---|---|---|
| GDP per capita (ppp)  | US\$ 24,481 (2003)  | <i>Human Development Report 2005</i>  |
| Human Development Index ranking out of 177                    | 25 (2003)   | <i>Ibid.</i>  |
| Demography  |   |   |
| Total population (in thousands)                               | 4,380 (mid-2006)  | <i>World Population Prospects, the 2004 Revision</i>  |
| Population of persons with disabilities (in thousands)        | 131 (estimated)   | <i>Estimated by ESCAP secretariat according to the available data</i>                       |
| Proportion of disabled population                             | 3.0% excluding those who are older than 64 years old (2003 estimated)   | <i>Ministry of Community Development and Sports</i>   |
| Definition of disability                                      | N/A   | Q.20  |
| Definition of persons with disabilities                       | People with disabilities are those whose prospects of securing, retaining places and advancing in education and training institutions, employment and recreation as equal members of the community are substantially reduced as a result of physical, mental, intellectual, development or sensory impairments. | Q.20  |
| Employment rate of persons with disabilities                  | N/A   |   |
| Access to education   | N/A   |   |
| Institutional Framework                                       |   |   |
| The national coordination mechanism or disability focal point | Disability Policy Branch under Ministry of Community Development and Sports (2000)  | Q.1b  |
| Numbers of members and composition of the mechanism           | N/A   | Q.1b  |
| Legislative and Policy Framework                              |   |   |
| Mention on disability in constitution                         | N/A   | Q.7b  |
| Comprehensive disability law                                  | N/A   | Q.10b   |
| Disability-specific anti-discrimination law                   | N/A   | Q.11b  |

## South-East Asia

|   |   |   |
|---|---|---|
| Sectoral disability laws and the areas                                      | Building code   | Q.9a  |
| National plan of action on disability                                       | N/A   | Q.2b  |
| National Efforts to Promote an Inclusive Society                            |   |   |
| Employment quota scheme   | N/A   | Q.30a   |
| National accessibility standard   | Code on Barrier-free Accessibility in Buildings revised in 2002 | Q.32b   |
| Standardized sign language  | N/A   | Q.34  |
| Financial Commitment  |   |   |
| Proportion of disability (social) spending to GDP or entire national budget | N/A   |   |
| Annual budget allocated to the national coordination mechanism              | N/A   | Q.1b  |
| Commitment to Regional and International Policy Framework                   |   |   |
| Signatory to the Proclamation of the decade                                 | 1993  | <a href="http://www.unescap.org/esid/psis/disability">http://www.unescap.org/esid/psis/disability</a>             |
| Ratification of ILO Convention 159  | No  | <a href="http://www.ilo.org/ilolex/cgi-lex/ratifce.pl?C159">http://www.ilo.org/ilolex/cgi-lex/ratifce.pl?C159</a> |

| Human Development Report Index                                |   | Source  |
|---|---|---|
| GDP per capita (ppp)  | US\$ 7,595 (2003)   | <i>Human Development Report 2005</i>  |
| Human Development Index ranking out of 177                    | 73 (2003)   | <i>Ibid.</i>  |
| Demography  |   |   |
| Total population (in thousands)                               | 64,762 (mid-2006)   | <i>World Population Prospects, the 2004 Revision</i>                                |
| Population of persons with disabilities (in thousands)        | N/A   |   |
| Proportion of disabled population                             | 1.7%  | <i>2002 Disability Survey</i>   |
| Definition of disability                                      | N/A   | Q.20  |
| Definition of persons with disabilities                       | Disabled person means a person with physical, intellectual or psychological abnormality or impairment as categorized and prescribed in the Ministerial Regulations, impairments in terms of sight, hearing or communication, physical and locomotion, mentality or behaviour, and intellectual or learning ability. | <i>According to the Rehabilitation of Disabled Persons Act, established in 1991</i> |
| Employment rate of persons with disabilities                  | N/A   |   |
| Access to education   | N/A   |   |
| Institutional Framework                                       |   |   |
| The national coordination mechanism or disability focal point | Committee for the Rehabilitation of Disabled Persons, 1991  | Q.1b  |
| Numbers of members and composition of the mechanism           | 16 representatives from NGOs, Government, DPOs, academic institutions<br><br>Focal point: Bureau of Empowerment for Persons with Disabilities under the Ministry of Social Development and Human Security   | Q.1b  |



# South-East Asia

| Legislative and Policy Framework  |  |   |
|---|--|---|
| Mention on disability in constitution                                       | Articles 30, 55 and 80 stipulate the elimination of all restriction barring persons with disabilities from exercising their rights, especially their rights to participate in politics. Enacted in 1997. | Q.7b  |
| Comprehensive disability law  | Rehabilitation of Disabled Persons Act 1991  | Q.10b   |
| Disability-specific anti-discrimination law                                 | N/A  | Q.11b   |
| Sectoral disability laws and the areas                                      | Rehabilitation   | Q.9a  |
| National plan of action on disability                                       | N/A  | Q.2b  |
| National Efforts to Promote an Inclusive Society                            |  |   |
| Employment quota scheme   | 2%   | Q.30a   |
| National accessibility standard   | Ministerial Regulation No. 4 enacted in 2001 <sup>1</sup>  | Q.32b   |
| Standardized sign language  | N/A  | Q.34  |
| Financial Commitment  |  |   |
| Proportion of disability (social) spending to GDP or entire national budget | N/A  |   |
| Annual budget allocated to the national coordination mechanism              | N/A  | Q.1b  |
| Commitment to Regional and International Policy Framework                   |  |   |
| Signatory to the Proclamation of the decade                                 | 1993   | <a href="http://www.unescap.org/esid/psis/disability">http://www.unescap.org/esid/psis/disability</a>             |
| Ratification of ILO Convention 159  | No   | <a href="http://www.ilo.org/ilolex/cgi-lex/ratifce.pl?C159">http://www.ilo.org/ilolex/cgi-lex/ratifce.pl?C159</a> |

Note: <sup>1</sup> The regulation was revised in 2005 and its English translation will be made available in 2006.

| Human Development Report Index                                |   | Source   |
|---|---|--|
| GDP per capita  | US\$ 365 (2004-2005)  | <i>Secretariat of State for Labor and Solidarity</i>                 |
| Human Development Index ranking out of 177                    | 140 (2003)  | <i>Human Development Report 2005</i>                                 |
| Demography  |   |  |
| Total population (in thousands)                               | 1,007 (mid-2006)  | <i>World Population Prospects, the 2004 Revision</i>                 |
| Population of persons with disabilities (in thousands)        | 13  | <i>Survey 2002, by Secretariat of State for Labor and Solidarity</i> |
| Proportion of disabled population                             | N/A <sup>1</sup>  | <i>Provisional Census 2004, Timor Leste</i>                          |
| Definition of disability                                      | N/A   | Q.20   |
| Definition of persons with disabilities                       | N/A   | Q.20   |
| Employment rate of persons with disabilities                  | N/A   |  |
| Access to education   | N/A   |  |
| Institutional Framework                                       |   |  |
| The national coordination mechanism or disability focal point | Disability Working Group<br>Focal point: Secretariat established in 2001  | Q.1b   |
| Numbers of members and composition of the mechanism           | 8 representatives from Government and NGOs  | Q.1b   |
| Legislative and Policy Framework                              |   |  |
| Mention on disability in constitution                         | <u>Section 16</u> guarantees the rights of all citizens, and for non-discriminates on ground of physical or mental condition.<br><br><u>Section 21</u> provides that disabled citizens shall enjoy the same rights and be subjected to same duties as all citizens, and the State shall promote the protection of disabled citizens (2002). | <i>Constitution of Republic Democrat of Timor Leste</i>              |



# South-East Asia

|   |                           |   |
|---|---------------------------|---|
| Comprehensive disability law  | N/A                       | Q. 10b  |
| Disability-specific anti-discrimination law                                 | N/A                       | Q. 11b  |
| Sectoral disability laws and the areas                                      | N/A                       | Q. 9a   |
| National plan of action on disability                                       | Currently being drafted   | Q. 2b   |
| National Efforts to Promote an Inclusive Society                            |                           |   |
| Employment quota scheme   | Currently being developed | Q. 30a  |
| National accessibility standard   | Currently being developed | Q. 32b  |
| Standardized sign language  | N/A                       | Q. 34   |
| Financial Commitment  |                           |   |
| Proportion of disability (social) spending to GDP or entire national budget | N/A                       |   |
| Annual budget allocated to the national coordination mechanism              | \$ 70,000 (2006-2007)     | Q. 1b   |
| Commitment to Regional and International Policy Framework                   |                           |   |
| Signatory to the Proclamation of the decade                                 | 2004                      | <a href="http://www.unescap.org/esid/psis/disability">http://www.unescap.org/esid/psis/disability</a>             |
| Ratification of ILO Convention 159  | No                        | <a href="http://www.ilo.org/ilolex/cgi-lex/ratifce.pl?C159">http://www.ilo.org/ilolex/cgi-lex/ratifce.pl?C159</a> |

Notes: <sup>1</sup> Provisional Census 2004 data indicate that 11.4% of the household enumerated reported at least one household member with physical disability and 2.3% of the household reported at least one household member with mental illness, or nearly three households for every 20 in Timor-Leste.

| Human Development Report Index                                |   | Source  |
|---|---|---|
| GDP per capita (ppp)  | US\$ 2,490 (2003)   | <i>Human Development Report 2005</i>  |
| Human Development Index ranking out of 177                    | 108 (2003)  | <i>Ibid.</i>  |
| Demography  |   |   |
| Total population (in thousands)                               | 83,330 (mid-2006)   | <i>World Population Prospects, the 2004 Revision</i>  |
| Population of persons with disabilities (in thousands)        | 5,333   | <i>Estimated by ESCAP secretariat according to the available data</i>   |
| Proportion of disabled population                             | 6.4%  | <i>2004 - 2005 statistics from Ministry of Labour, Invalids and Social Affairs (MoLISA)</i>                     |
| Definition of disability                                      | N/A   | Q.20  |
| Definition of persons with disabilities                       | Disabled persons by definition of this Ordinance, irrespective of the causes of the disability, are defective of one or many parts of the body or functions which are shown in different forms of disability, and which reduce the capability of activity and causes many difficulties to work, life and studies. | <i>The Ordinance on Disabled Persons, this definition is used both for policy and data collection purposes.</i> |
| Employment rate of persons with disabilities                  | N/A   |   |
| Access to education   | N/A   |   |
| Institutional Framework                                       |   |   |
| The national coordination mechanism or disability focal point | National Coordinating Committee on Disability of Vietnam (NCCD) under Ministry of Labour, Invalids and Social Affairs (Molisa). Established 22 January 2001   | Q.1b  |
| Numbers of members and composition of the mechanism           | 28 representatives from 17 line Ministries, NGOs and 5 DPOs of/for disabled persons   | Q.1b  |



# South-East Asia

| Legislative and Policy Framework  |   |   |
|---|---|---|
| Mention on disability in constitution                                       | Articles 59 states that the State of Vietnam and society create favourable conditions for children with disabilities, disadvantaged children receive education and vocational training. Article 67 states that old people, disabled persons and homeless orphans are assisted by the State and society. | <i>The Constitution of the Socialist Republic of Vietnam, amended in 1992</i>                                     |
| Comprehensive disability law  | Ordinance on Disabilities of Vietnam 1998   | Q.10b   |
| Disability-specific anti-discrimination law                                 | N/A   | Q.11b   |
| Sectoral disability laws and the areas                                      | Building code   | Q.9a  |
| National plan of action on disability                                       | Year 2004-2005 Work plan of line Ministries relating to 7 priority areas in the second Asia Pacific Decade of Disabled Persons 2003. The 5 year National Plan on Disability 2006 - 2010 is being submitted to the Government for approval.  | Q.2b  |
| National Efforts to Promote an Inclusive Society                            |   |   |
| Employment quota scheme   | Two per cent for enterprises in the areas of electricity generation, metallurgy, chemicals, geology, cartography, petroleum and gas, mining, mineral exploitation, capital construction and transport;3% for other enterprises.   | Q.30a   |
| National accessibility standard   | Barrier Free Access Code and Standards 2001   | Q.32b   |
| Standardized sign language  | Yes   | Q.34  |
| Financial Commitment  |   |   |
| Proportion of disability (social) spending to GDP or entire national budget | Be available in 2007  |   |
| Annual budget allocated to the national coordination mechanism              | US\$ 25,000 per year  | Q.1b  |
| Commitment to Regional and International Policy Framework                   |   |   |
| Signatory to the Proclamation of the decade                                 | 1993  | <a href="http://www.unescap.org/esid/psis/disability">http://www.unescap.org/esid/psis/disability</a>             |
| Ratification of ILO Convention 159  | No  | <a href="http://www.ilo.org/ilolex/cgi-lex/ratifce.pl?C159">http://www.ilo.org/ilolex/cgi-lex/ratifce.pl?C159</a> |

# Afghanistan

| Human Development Report Index                                |   | Source   |
|---|---|--|
| GDP per capita (ppp)  | N/A   | <i>Human Development Report 2005</i>   |
| Human Development Index ranking out of 177                    | N/A   | <i>Ibid.</i>   |
| Demography  |   |  |
| Total population (in thousands)                               | 31,082 (mid-2006)   | <i>World Population Prospects, the 2004 Revision</i>   |
| Population of persons with disabilities (in thousands)        | N/A   |  |
| Proportion of disabled population                             | N/A <sup>1</sup>  | Q.19   |
| Definition of disability                                      | In the absence of the comprehensive definition, definition based on 1980 WHO definition is generally used including for data collection. However, for projects managed by the National Program for Action on Disability (NPAD), the following definition is used: disability is the disadvantage or restriction of activity caused by social factors which tampers people who have impairments <sup>2</sup> and thus exclude them from the mainstream of social activities. | <i>UNDP National Program for Action on Disability's definition for programme interventions</i> |
| Definition of persons with disabilities                       | N/A   | Q.20   |
| Employment rate of persons with disabilities                  | N/A   |  |
| Access to education   | N/A   |  |
| Institutional Framework                                       |   |  |
| The national coordination mechanism or disability focal point | Ministry of Martyrs and Disabled (MMD) <sup>3</sup>   | Q.1b   |
| Numbers of members and composition of the mechanism           | Single ministry is responsible for the disability matters.  | Q.1b   |
| Legislative and Policy Framework                              |   |  |
| Mention on disability in constitution                         | Constitution enacted in 2004, Article 53 (Handicapped) stipulates that services for disabled persons are provided through funding by national and international NGOs and that MMD facilitates coordination, avoid duplication quality control and evaluation. Article 84 [Senate] stipulates that the President nominates two disabled representatives to the Senate for a period of five years.  | Q.7b   |
| Comprehensive disability law                                  | A comprehensive legislation is currently finalized for ratification.  | Q.10b  |



# South and South-West Asia

|   |   |   |
|---|---|---|
| Disability-specific anti-discrimination law                                 | N/A   | Q.11b   |
| Sectoral disability laws and the areas                                      | The Government and UNDP's Justice Programme are reviewing all the laws and legislation as part of the justice reform processes. | Q.9a  |
| National plan of action on disability                                       | There are plans to develop a comprehensive national plan of action for persons with disabilities.                               | Q.2b  |
| National Efforts to Promote an Inclusive Society                            |   |   |
| Employment quota scheme   | N/A   | Q.30a   |
| National accessibility standard   | Yes   | Q.32b   |
| Standardized sign language  | Yes   | Q.34  |
| Financial Commitment  |   |   |
| Proportion of disability (social) spending to GDP or entire national budget | N/A   |   |
| Annual budget allocated to the national coordination mechanism              | N/A   | Q.1b  |
| Commitment to Regional and International Policy Framework                   |   |   |
| Signatory to the Proclamation of the decade                                 | 2002  | <a href="http://www.unescap.org/esid/psis/disability">http://www.unescap.org/esid/psis/disability</a>             |
| Ratification of ILO Convention 159  | No  | <a href="http://www.ilo.org/ilolex/cgi-lex/ratifce.pl?C159">http://www.ilo.org/ilolex/cgi-lex/ratifce.pl?C159</a> |

Notes: <sup>1</sup> Secretariat note: According to Handicap International (HI) and National Disability Survey in Afghanistan (NDSA), there are a number of data on the prevalence rate of disabled persons made available from different sources as follows:

- 1999 UNDP/UNOPS: 3% of the population;
- The MICS (Multi Indicator Cluster Survey) 2003: 2.5% for children under 5 and 3% for persons aged 7 to 17;
- The National Risk and Vulnerability Assessment (NRVA 2003): 2% for physical disability and 1% for mental disability.

HI also reports that one out of every five households in Afghanistan has at least one member with a disability.

<sup>2</sup> "Impairment" is also defined as an individual's condition plus the effect on function.

<sup>3</sup> The Ministry's name is undergoing a change.

| Human Development Report Index                         |   | Source  |
|--|---|---|
| GDP per capita (ppp)                                   | US\$ 1,770 (2003)   | <i>Human Development Report 2005</i>  |
| Human Development Index ranking out of 177             | 139 (2003)  | <i>Ibid.</i>  |
| Demography   |   |   |
| Total population (in thousands)                        | 144,437 (mid-2006)  | <i>World Population Prospects, the 2004 Revision.</i>   |
| Population of persons with disabilities (in thousands) | At least 8,088  | <i>National Forum of Organizations Working with the Disabled (NFOWD) and Handicap International (2005)</i>                          |
| Proportion of disabled population                      | At least 5.6%   | <i>Ibid.</i>  |
| Definition of disability                               | N/A   | Q.20  |
| Definition of persons with disabilities                | <p>“Disability” means any person who, (a) Is physically crippled either congenitally or as result of disease or being a victim of accident, or due to improper or maltreatment or for any other reasons became physically incapacitated or mentally imbalanced, and (b) As a result of such crippling conditions or mental impairment - (i) Has become incapacitated, either partially or fully; and (ii) Is unable to lead a normal life. Any person having disability described hereunder shall be included in the meaning and scope of the definition under subsection (i) of this section. (a) “Visual impaired” means any person who has: (i) No vision in any single eye, or (ii) In both the eyes, or (iii) visual acuity not exceeding 6/60 or 20/200 (Snellen) in the better eye even with correcting lenses; or (iv) limitation of a ‘field of vision’ subtending an angle of 20° (degree) or worse; (b) Physically handicapped refers to person who has - (i) Lost either one or both the hands, or (ii) Lost sensation, partly or wholly, of either hand, or it is so weaker in normal condition that the situations stated under subsection 1 (a) and (b) are applicable to his case; or (iii) Lost either one or both the feet, or (iv) Lost sensation, partly or wholly, of either or both the feet, or it is so weaker in normal condition that the situations stated under subsection I (a) and (b) are applicable to his case; or (v) Has physical deformity and abnormality, or (vi) Has permanently lost physical equilibrium owing to neuro-disequilibria; or (c) Has “hearing impairment” meaning one’s loss of hearing capacity in better ear in the conversation range of frequencies at 40 decibels (hearing unit) or more, or damaged or ineffective otherwise; or (d) Has “speech impairment” meaning loss of one’s capacity to utter/pronounce meaningful vocabulary sounds, or damaged, partly or wholly, or dysfunctional; or (e) Has “mental disability” meaning, - (i) One whose mental development is not at par with his chronological age or whose IQ (Intelligent Quotient) is far below the normal range, or (ii) Has lost mental balance or is damaged, partly or wholly; or (f) Has multiple disabilities, that is one who suffers from more than one type of above stated impairments; or (g) Any other type of impairment to be defined and declared by the National Coordination Committee.</p> | <i>The Disability Welfare Act 2001</i>  |
| Employment rate of persons with disabilities           | N/A   |   |
| Access to education                                    | 4% of primary school going aged children  | <i>Department of Primary Education (2002)</i>  |

# South and South-West Asia

| Institutional Framework   |   |   |
|---|---|---|
| The national coordination mechanism or disability focal point               | National Coordinating Committee under Ministry of Social Welfare. Established 16 July 2001. This is supported by the National Executive Committee and also the District level Disability Committees in each of the 64 administrative districts across the country | Q.1b  |
| Numbers of members and composition of the mechanism                         | 17 multi-sectoral members from Government and NGOs including persons with disabilities  | Q.1b  |
| Legislative and Policy Framework  |   |   |
| Mention on disability in constitution                                       | N/A   | Q.7b  |
| Comprehensive disability law  | Disability Welfare Act - 2001   | Q.10b   |
| Disability-specific anti-discrimination law                                 | N/A   | Q.11b   |
| Sectoral disability laws and the areas                                      | N/A   | Q.9a  |
| National plan of action on disability                                       | National Action Plan for the Development of Disabled Persons is currently at its final stages for national approval.  | Q.2b  |
| National Efforts to Promote an Inclusive Society                            |   |   |
| Employment quota scheme   | 10% quota for orphans and persons with disabilities in all jobs. 1% quota for disabled persons in all cadre service jobs of the State.  | Q.30a   |
| National accessibility standard   | Currently being developed   | Q.32b   |
| Standardized sign language  | Standard Sign supported Bangla has been developed, but is yet to receive final approval from the Government   | Q.34  |
| Financial Commitment  |   |   |
| Proportion of disability (social) spending to GDP or entire national budget | N/A   |   |
| Annual budget allocated to the national coordination mechanism              | N/A   | Q.1b  |
| Commitment to Regional and International Policy Framework                   |   |   |
| Signatory to the Proclamation of the decade                                 | 1993  | <a href="http://www.unescap.org/esid/psis/disability">http://www.unescap.org/esid/psis/disability</a>             |
| Ratification of ILO Convention 159  | No  | <a href="http://www.ilo.org/ilolex/cgi-lex/ratifce.pl?C159">http://www.ilo.org/ilolex/cgi-lex/ratifce.pl?C159</a> |

| Human Development Report Index                                |  | Source  |
|---|--|---|
| GDP per capita (ppp)  | US\$ 834 (2003)  | <i>Human Development Report 2005</i>                                  |
| Human Development Index ranking out of 177                    | 134(2003)  | <i>Ibid.</i>  |
| Demography  |  |   |
| Total population (in thousands)                               | 2,211 (2006)   | <i>World Population Prospects, the 2004 Revision</i>                  |
| Population of persons with disabilities (in thousands)        | 75.2   | <i>Estimated by ESCAP secretariat according to the available data</i> |
| Proportion of disabled population                             | 3.4% <sup>1</sup>  | <i>Population and Housing Census of Bhutan-2005</i>                   |
| Definition of disability                                      | 1980 WHO definition <sup>2</sup>   |   |
| Definition of persons with disabilities                       | N/A  | Q.20  |
| Employment rate of persons with disabilities                  | N/A  |   |
| Access to education   | N/A  |   |
| Institutional Framework                                       |  |   |
| The national coordination mechanism or disability focal point | National Coordinating Committee on Disability (NCCD) under Ministry of Health, established in 1999   | Q.1b  |
| Numbers of members and composition of the mechanism           | 15 members from all relevant sectors   | Q.1b  |
| Legislative and Policy Framework                              |  |   |
| Mention on disability in constitution                         | The Draft Constitution of the Kingdom of Bhutan 2005 (currently being developed). Article1 prohibits discrimination on the basis of disability. Article 9 Section 1 mandates the State to provide free education to all children including children with disabilities of school age. Article 9 Section 17 mandates the State to take appropriate measures to eliminate discriminations against disabled persons. Article 9 Section 22 states mandates the State to provide security in the event of sickness and disability or lack of adequate means of livelihood beyond ones control. | Q.7b  |



# South and South-West Asia

|   |   |   |
|---|---|---|
| Comprehensive disability law  | N/A   | Q.10b   |
| Disability-specific anti-discrimination law                                 | N/A   | Q.11b   |
| Sectoral disability laws and the areas                                      | Education; employment; rehabilitation; health; building code; social security and social welfare                | Q.9a  |
| National plan of action on disability                                       | 9 <sup>th</sup> Five Year Plan - BMF targets were incorporated in the 9 <sup>th</sup> Five Year Plan since 2002 | Q.2b  |
| National Efforts to Promote an Inclusive Society                            |   |   |
| Employment quota scheme   | N/A   | Q.30a   |
| National accessibility standard   | Currently being developed   | Q.32b   |
| Standardized sign language  | Yes   | Q.34  |
| Financial Commitment  |   |   |
| Proportion of disability (social) spending to GDP or entire national budget | N/A   |   |
| Annual budget allocated to the national coordination mechanism              | N/A   | Q.1b  |
| Commitment to Regional and International Policy Framework                   |   |   |
| Signatory to the Proclamation of the decade                                 | 1995  | <a href="http://www.unescap.org/esid/psis/disability">http://www.unescap.org/esid/psis/disability</a>             |
| Ratification of ILO Convention 159  | No  | <a href="http://www.ilo.org/ilolex/cgi-lex/ratifce.pl?C159">http://www.ilo.org/ilolex/cgi-lex/ratifce.pl?C159</a> |

Note: <sup>1</sup> Nationwide Disability Survey is scheduled for 2006 to 2007.

<sup>2</sup> Secretariat note: 1980 International Classification of Impairment, Disability and Handicap (ICIDH) provided a definition by devising three terms: impairment (reduced function of an organ or body part); disability (reduced function and activity of a person) and handicap (social, economic and cultural circumstances that place persons with impairment or disability at a disadvantage relative to their peers). This definition provided different dimensions of disability, but later was criticized for being close to the medical model and not including environmental factors (i.e., lack of physical, informational accessibility) as possible causes of disability.

# India

| Human Development Report Index                                |   | Source   |
|---|---|--|
| GDP per capita (ppp)  | US\$ 2,892 (2003)   | <i>Human Development Report 2005</i>   |
| Human Development Index ranking out of 177                    | 127 (2003)  | <i>Ibid.</i>   |
| Demography  |   |  |
| Total population (in thousands)                               | 1,119,538 (mid-2006)  | <i>World Population Prospects, the 2004 Revision</i>   |
| Population of persons with disabilities (in thousands)        | 1) 21,900<br>2) 18,500  | 1) <i>Census 2002, quoted in the National Policy for Persons with Disabilities;</i><br>2) <i>National Sample Survey Organization Survey July-December 2002</i> |
| Proportion of disabled population                             | 1) 2.1%<br>2) 1.8%  | <i>Ibid.</i>   |
| Definition of disability                                      | N/A   | Q.20   |
| Definition of persons with disabilities                       | A person with restrictions or lack of abilities to perform an activity in the manner or within the range considered normal for a human being was treated as having disability. It excluded illness/injury of recent origin (mobility) resulting into temporary loss of ability to see, hear, speak or move. | <i>National Policy for Persons with Disabilities 2006</i> <sup>1</sup>   |
| Employment rate of persons with disabilities                  | 34%   | <i>Ibid.</i>   |
| Access to education   | N/A <sup>2</sup>  |  |
| Institutional Framework                                       |   |  |
| The national coordination mechanism or disability focal point | Central Coordination Committee (CCC) and Central Executive Committee (CEC) under Ministry of Social Justice and Empowerment (1997)  | Q.1b   |
| Numbers of members and composition of the mechanism           | 38 members in CCC and 22 members in CEC   | Q.1b   |



# South and South-West Asia


| Legislative and Policy Framework  |  |   |
|---|--|---|
| Mention on disability in constitution                                       | No   | Q.7b  |
| Comprehensive disability law  | Persons with Disabilities (Equal Opportunities, Protection of Rights and Full Participation) Act, 1995 (1996) <sup>3</sup> | Q.10b   |
| Disability-specific anti-discrimination law                                 | Persons with Disabilities (Equal Opportunities, Protection of Rights and Full Participation) Act, 1995 (1996)              | Q.11b   |
| Sectoral disability laws and the areas                                      | N/A  | Q.9a  |
| National plan of action on disability                                       | Currently being developed <sup>4</sup>   | Q.2b  |
| National Efforts to Promote an Inclusive Society                            |  |   |
| Employment quota scheme   | 3%   | Q.30a   |
| National accessibility standard   | Guidelines and space standards for barrier-free built environment for disabled and elderly persons (1998)                  | Q.32b   |
| Standardized sign language  | N/A  | Q.34  |
| Financial Commitment  |  |   |
| Proportion of disability (social) spending to GDP or entire national budget | N/A  |   |
| Annual budget allocated to the national coordination mechanism              | N/A  | Q.1b  |
| Commitment to Regional and International Policy Framework                   |  |   |
| Signatory to the Proclamation of the decade                                 | Yes  | <a href="http://www.unescap.org/esid/psis/disability">http://www.unescap.org/esid/psis/disability</a>             |
| Ratification of ILO Convention 159  | No   | <a href="http://www.ilo.org/ilolex/cgi-lex/ratifce.pl?C159">http://www.ilo.org/ilolex/cgi-lex/ratifce.pl?C159</a> |

Notes: <sup>1</sup> Introduction of the law also states that 75% of persons with disabilities live in rural areas.

<sup>2</sup> National Policy also states that 49 per cent of disabled population is literate.


<sup>3</sup> In addition to the law mention here, 1992 Rehabilitation Council of India Act; 1997 Mental Health Act; 1999 National Trust for the Welfare of Persons with Autism, Cerebral Palsy, Mental Retardation and Multiple Disabilities Act exist to cover each theme.

<sup>4</sup> National Policy for Persons with Disabilities was released February 2006.

| Human Development Report Index                                |   | Source   |
|---|---|--|
| GDP per capita (ppp)  | US\$ 4,798  | <i>World Bank estimated quoted in Human Development Report 2005</i>                        |
| Human Development Index ranking out of 177                    | 96 (2003)   | <i>Ibid.</i>   |
| Demography  |   |  |
| Total population (in thousands)                               | 337 (mid-2006)  | <i>World Population Prospects, the 2004 Revision</i>                                       |
| Population of persons with disabilities (in thousands)        | 11  | <i>Estimated by ESCAP secretariat according to the available data</i>                      |
| Proportion of disabled population                             | 3.4%  | <i>Ministry of Gender Family Development and Social Security, 2003</i>                     |
| Definition of disability                                      | N/A   | Q.20   |
| Definition of persons with disabilities                       | N/A   | Q.20   |
| Employment rate of persons with disabilities                  | N/A   |  |
| Access to education   | N/A   |  |
| Institutional Framework                                       |   |  |
| The national coordination mechanism or disability focal point | Ministry of Gender Family Development and Social Security | Q.1b   |
| Numbers of members and composition of the mechanism           | N/A   | Q.1b   |
| Legislative and Policy Framework                              |   |  |
| Mention on disability in constitution                         | N/A   | Q.7b   |
| Comprehensive disability law                                  | N/A   | Q.10b  |
| Disability-specific anti-discrimination law                   | N/A   | Q.11b  |
| Sectoral disability laws and the areas                        | N/A   | Q.9a  |

# South and South-West Asia


|   |                           |   |
|---|---------------------------|---|
| National plan of action on disability                                       | N/A                       | Q.2b  |
| National Efforts to Promote an Inclusive Society                            |                           |   |
| Employment quota scheme   | N/A                       | Q.30a   |
| National accessibility standard   | Currently being developed | Q.32b   |
| Standardized sign language  | N/A                       | Q.34  |
| Financial Commitment  |                           |   |
| Proportion of disability (social) spending to GDP or entire national budget | N/A                       |   |
| Annual budget allocated to the national coordination mechanism              | N/A                       | Q.1b  |
| Commitment to Regional and International Policy Framework                   |                           |   |
| Signatory to the Proclamation of the decade                                 | 1994                      | <a href="http://www.unescap.org/esid/psis/disability">http://www.unescap.org/esid/psis/disability</a>             |
| Ratification of ILO Convention 159  | No                        | <a href="http://www.ilo.org/ilolex/cgi-lex/ratifce.pl?C159">http://www.ilo.org/ilolex/cgi-lex/ratifce.pl?C159</a> |

| Human Development Report Index                                |  | Source  |
|---|--|---|
| GDP per capita (ppp)  | US\$ 1,420 (2003)  | <i>Human Development Report 2005</i>  |
| Human Development Index ranking out of 177                    | 136 (2003)   | <i>Ibid.</i>  |
| Demography  |  |   |
| Total population (in thousands)                               | 27,678 (mid-2006)  | <i>World Population Prospects, the 2004 Revision</i>  |
| Population of persons with disabilities (in thousands)        | N/A  |   |
| Proportion of disabled population                             | 1.6%   | <i>CBS,<sup>1</sup> NPC and UNICEF Survey in 2001</i>                                       |
| Definition of disability                                      | N/A  | Q.20  |
| Definition of persons with disabilities                       | A person unable to perform livelihood due to physical deficiency weakness of dystrophy whether inborn or due to accident or disease are defined as disabled.                                   | Q.20  |
| Employment rate of persons with disabilities                  | N/A  |   |
| Access to education   | N/A  |   |
| Institutional Framework                                       |  |   |
| The national coordination mechanism or disability focal point | National Co-ordination Committee on Disability under the Ministry of Women, Children and Social Welfare established in 2000  | Q.1b  |
| Numbers of members and composition of the mechanism           | 24 members from 7 Government and 17 from DPO experts and Civil Society   | Q.1b  |
| Legislative and Policy Framework                              |  |   |
| Mention on disability in constitution                         | In 1990, Article 11-26(9) stipulates that the State shall formulate policies in the area of education, health and social security for the protection and welfare of persons with disabilities. | Q.7b  |
| Comprehensive disability law                                  | Disabled Promotion and Welfare Act 1982  | Q.10b  |

# South and South-West Asia

|   |   |   |
|---|---|---|
| Disability-specific anti-discrimination law                                 | N/A   | Q.11b   |
| Sectoral disability laws and the areas                                      | Education; employment; rehabilitation; health; and social security/social welfare | Q.9a  |
| National plan of action on disability                                       | N/A   | Q.2b  |
| National Efforts to Promote an Inclusive Society                            |   |   |
| Employment quota scheme   | N/A   | Q.30a   |
| National accessibility standard   | N/A   | Q.32b   |
| Standardized sign language  | Yes   | Q.34  |
| Financial Commitment  |   |   |
| Proportion of disability (social) spending to GDP or entire national budget | N/A   |   |
| Annual budget allocated to the national coordination mechanism              | N/A   | Q.1b  |
| Commitment to Regional and International Policy Framework                   |   |   |
| Signatory to the Proclamation of the decade                                 | Yes   | <a href="http://www.unescap.org/esid/psis/disability">http://www.unescap.org/esid/psis/disability</a>             |
| Ratification of ILO Convention 159  | No  | <a href="http://www.ilo.org/ilolex/cgi-lex/ratifce.pl?C159">http://www.ilo.org/ilolex/cgi-lex/ratifce.pl?C159</a> |

Note: <sup>1</sup> Central Bureau Statistics (CBS), National Planning Commission (NPC).

| Human Development Report Index                                |   | Source   |
|---|---|--|
| GDP per capita (ppp)  | US\$ 2,892 (2003)   | <i>Human Development Report 2005</i>   |
| Human Development Index ranking out of 177                    | 135 (2003)  | <i>Ibid.</i>   |
| Demography  |   |  |
| Total population (in thousands)                               | 161,209 (mid-2006)  | <i>World Population Prospects, the 2004 Revision</i>                                       |
| Population of persons with disabilities (in thousands)        | 1) 4,014<br>2) 11,285   | 1) <i>1998 Nation Census Report</i><br>2) <i>WHO survey done in 1980's</i>                 |
| Proportion of disabled population                             | 1) 2.5%<br>2) 7.0%  | <i>Ibid.</i>   |
| Definition of disability                                      | N/A   | Q.20   |
| Definition of persons with disabilities                       | For the quota system, "disabled person" means a person, on account of injury, disease or congenital deformity is handicapped in education or for undertaking any gainful profession or employment in order to earn his livelihood, and includes a person who is blind, deaf, physically handicapped or mentally retarded. | <i>The Gazette of Pakistan (Statutory Notification SRO 627(1)/88)</i>                      |
| Employment rate of persons with disabilities                  | N/A   |  |
| Access to education   | At present only 4% of the total number of school going age (approximately 25,000) students with disabilities are enrolled in various schools/centres of the country.  |  |
| Institutional Framework                                       |   |  |
| The national coordination mechanism or disability focal point | Focal point: Directorate General of Special Education of the Ministry of Social Welfare and Special Education, established in 1985.   | Q.1b   |
| Numbers of members and composition of the mechanism           | Single ministry is responsible for disability matters.  | Q.1b   |
| Legislative and Policy Framework                              |   |  |
| Mention on disability in constitution                         | N/A   | Q.7b  |

# South and South-West Asia

|   |   |   |
|---|---|---|
| Comprehensive disability law  | N/A   | Q.10b   |
| Disability-specific anti-discrimination law                                 | N/A   | Q.11b   |
| Sectoral disability laws and the areas                                      | Employment  | Q.9a  |
| National plan of action on disability                                       | Has been approved in 2006.  | Q.2b  |
| National Efforts to Promote an Inclusive Society                            |   |   |
| Employment quota scheme   | Yes <sup>1</sup>  | Q.30a   |
| National accessibility standard   | Currently being developed.  | Q.32b   |
| Standardized sign language  | Yes   | Q.34  |
| Financial Commitment  |   |   |
| Proportion of disability (social) spending to GDP or entire national budget | An amount of 5,221.5 million Pakistan Rupees have been allocated to the Ministry of Social Welfare and Special Education. | <i>Budget Book (2005-06) of Ministry of Finance Government of Pakistan</i>  |
| Annual budget allocated to the national coordination mechanism              | Approximately 500 million Pakistan Rupees   | Q.1b  |
| Commitment to Regional and International Policy Framework                   |   |   |
| Signatory to the Proclamation of the decade                                 | 1993  | <a href="http://www.unescap.org/esid/psis/disability">http://www.unescap.org/esid/psis/disability</a>             |
| Ratification of ILO Convention 159  | 25 October 1994   | <a href="http://www.ilo.org/ilolex/cgi-lex/ratifce.pl?C159">http://www.ilo.org/ilolex/cgi-lex/ratifce.pl?C159</a> |

Note: <sup>1</sup> The Disabled Persons Employment and Rehabilitation Ordinance XL of 1981 is currently being revised so that the quota for employment of disabled persons will be changed from 1 to 2 per cent.

| Human Development Report Index                                |  | Source   |
|---|--|--|
| GDP per capita (ppp)  | US\$ 6,772 (2003)  | <i>Human Development Report 2005</i>                             |
| Human Development Index ranking out of 177                    | 94 (2003)  | <i>Ibid.</i>   |
| Demography  |  |  |
| Total population (in thousands)                               | 74,175 (mid-2006)  | <i>World Population Prospects, the 2004 Revision</i>             |
| Population of persons with disabilities (in thousands)        | 9,116  | <i>2002 Disability Survey (www.ozida.gov.tr)</i>                 |
| Proportion of disabled population                             | 12.3%  | <i>Ibid.</i>   |
| Definition of disability                                      | For each group of disability, definitions were identified separately. There were chronic illnesses, orthopedical, hearing, language and speech, visual, mental disability definitions.   | <i>Ibid.</i>   |
| Definition of persons with disabilities                       | Disabled persons refers to a group of people who lost their physical, mental, psychological, emotional, and social abilities to an extent that prevent them meeting the demands of daily life because of diseases or accidents that either exist in birth or happen later in life and who needs special care, protection, rehabilitation, guidance and support services. | <i>Turkish Disability Law. To be put in to force 05.07.2005.</i> |
| Employment rate of persons with disabilities                  | 84.5 employment rate of disabled persons <sup>1</sup>  | <i>Turkish Statistical Institute (TURKSTAT)</i>                  |
| Access to education   | N/A  |  |
| Institutional Framework                                       |  |  |
| The national coordination mechanism or disability focal point | Prime Ministry Administration for Disabled People established in 1997  | <i>Decree Law number 571</i>                                     |
| Numbers of members and composition of the mechanism           | 149 members from vocational rehabilitation and employment; education; integration to Social Life, prevention and medical services.   | <i>Administration for Disabled People (www.ozida.gov.tr)</i>     |

# South and South-West Asia

| Legislative and Policy Framework  |  |   |
|---|--|---|
| Mention on disability in constitution                                       | Article 50 stipulates that mentally and physically impaired people are protected specifically regarding working conditions. Article 60 stipulates that State should make measures to protect the workers in general, besides the specific protection among disabled people. Article 56 stipulates that State is responsible for providing social security of the disabled. | <i>Turkish Republic Constitution</i>  |
| Comprehensive disability law  | 5378 Law on Disability, adopted in 5 July 2005   | <a href="http://www.ozida.gov.tr">www.ozida.gov.tr</a>  |
| Disability-specific anti-discrimination law                                 | Law on Disability prepared on the legal ground of anti-discrimination  | <i>Ibid.</i>  |
| Sectoral disability laws and the areas                                      | Education; employment; building code; social security/social welfare   |   |
| National plan of action on disability                                       | Currently being developed  |   |
| National Efforts to Promote an Inclusive Society                            |  |   |
| Employment quota scheme   | 3% in private sector;<br>4% in public sector   | <i>4857 Labour Law (2003) (previously in 1475 Labour Law-1971) , 1857 Civil Servant Law</i>                           |
| National accessibility standard   | 1997, 1985 Urban Development Legislation   | <i>3194 Construction Law</i>  |
| Standardized sign language  | N/A  |   |
| Financial Commitment  |  |   |
| Proportion of disability (social) spending to GDP or entire national budget | N/A  |   |
| Annual budget allocated to the national coordination mechanism              | 3,624,000 YTL (Turkish Lira)   | <i>Administration for Disabled People (www.ozida.gov.tr)</i>  |
| Commitment to Regional and International Policy Framework                   |  |   |
| Signatory to the Proclamation of the decade                                 | 2003   | <a href="http://www.unescap.org/esid/psis/disability">http://www.unescap.org/esid/psis/disability</a>                 |
| Ratification of ILO Convention 159  | 26 June 2000   | <a href="http://www.ilo.org/ilolex/cgi-lex/ratificce.pl?C159">http://www.ilo.org/ilolex/cgi-lex/ratificce.pl?C159</a> |

Notes: Unemployment rate in able bodied population is 10.30% (TURKSTAT for year 2004);  
Unemployment rate in people with disabilities (working age) is 15.46% (2002 Turkey Disability Survey).

| Human Development Report Index                                |   | Source   |
|---|---|--|
| GDP per capita (ppp)  | US\$ 3,700  | <i>Human Development Report 2005</i>                 |
| Human Development Index ranking out of 177                    | 80 (2003)   | <i>Ibid.</i>   |
| Demography  |   |  |
| Total population (in thousands)                               | 15,219 (mid-2006)   | <i>World Population Prospects, the 2004 Revision</i> |
| Population of persons with disabilities (in thousands)        | 420   | <i>State Statistical Agency, 2006</i>                |
| Proportion of disabled population                             | 3.0%  | <i>Ibid.</i>   |
| Definition of disability                                      | Disability is inability to implement certain actions as a result of losing work ability   | <i>Law on social protection of disabled persons</i>  |
| Definition of persons with disabilities                       | Disabled person is a person unable, partly or totally, to implement certain actions as a result of losing work ability due to illness, trauma or inborn defect. | <i>Law on social protection of disabled persons</i>  |
| Employment rate of persons with disabilities                  | N/A   |  |
| Access to education   | N/A   |  |
| Institutional Framework                                       |   |  |
| The national coordination mechanism or disability focal point | Union of Voluntary Societies of Disabled People in Kazakhstan (1998).   | <i>Q.1b</i>  |
| Numbers of members and composition of the mechanism           | 18 provincial societies members (including sport, children and women organizations)   | <i>Q.1b</i>  |
| Legislative and Policy Framework                              |   |  |
| Mention on disability in constitution                         | Yes (1998)  | <i>Q.7b</i>  |
| Comprehensive disability law                                  | Law On Social Protection Of Disabled Persons adopted in April 2006  | <i>Q.10b</i>   |
| Disability-specific anti-discrimination law                   | N/A   | <i>Q.11b</i>   |
| Sectoral disability laws and the areas                        | Employment; Rehabilitation; Poverty alleviation; and Social security/ Social welfare  | <i>Q.9a</i>  |




# North and Central Asia

|   |  |   |
|---|--|---|
| National plan of action on disability                                       | National Complex Program of Rehabilitation of Disabled Persons for 2006-2008, Regional programs  | Q.2b  |
| National Efforts to Promote an Inclusive Society                            |  |   |
| Employment quota scheme   | 3% of quota for invalids from the total labour force of the country  | Q.30a   |
| National accessibility standard   | National Complex program on Rehabilitation of Invalids for 2006-2008; State Programme on Providing Equal Opportunities for Disabled People (1999). | Q.32b   |
| Standardized sign language  | Yes  | Q.34  |
| Financial Commitment  |  |   |
| Proportion of disability (social) spending to GDP or entire national budget | 325% of GDP  |   |
| Annual budget allocated to the national coordination mechanism              | N/A  | Q.1b  |
| Commitment to Regional and International Policy Framework                   |  |   |
| Signatory to the Proclamation of the decade                                 | N/A  | <a href="http://www.unescap.org/esid/psis/disability">http://www.unescap.org/esid/psis/disability</a>             |
| Ratification of ILO Convention 159  | No   | <a href="http://www.ilo.org/ilolex/cgi-lex/ratifce.pl?C159">http://www.ilo.org/ilolex/cgi-lex/ratifce.pl?C159</a> |

| Human Development Report Index                         |   | Source  |
|--|---|---|
| GDP per capita (ppp)                                   | US\$ 62,298 (2003)  | <i>Human Development Report, 2005</i>   |
| Human Development Index ranking out of 177             | 3 (2003)  | <i>Ibid.</i>  |
| Demography   |   |   |
| Total population (in thousands)                        | 20,366 (mid-2006)   | <i>World Population Prospects, the 2004 Revision</i>                                  |
| Population of persons with disabilities (in thousands) | 3,958   | <i>2003 SDAC Survey by ABS<sup>1</sup></i>  |
| Proportion of disabled population                      | 20.0% <sup>2</sup>  | <i>Ibid.</i>  |
| Definition of disability                               | <p>1) For the 2003 Survey of Disability, Ageing and Carers (SDAC), a person has a disability if he/she has a limitation, restriction or impairment, which has lasted, or is likely to last, for at least six months and restricts everyday activities. This includes: loss of sight (not corrected by glasses and contact lenses); loss of hearing where communication is restricted, or an aid to assist with, or substitute for, hearing is used; chronic or recurrent pain or discomfort causing restriction; difficulty in learning or understanding; mental illness; head injury; stroke or other brain damage; incomplete use of feet or legs.</p> <p>2) For the anti-discrimination law, "disability", in relation to a person, means: (a) total or partial loss of the person's bodily or mental functions; or (b) total or partial loss of a part of the body; or (c) the presence in the body of organisms causing disease or illness; or (d) the presence in the body of organisms capable of causing disease or illness; or (e) the malfunction, malformation or disfigurement of a part of the person's body; or (f) a disorder or malfunction that results in the person learning differently from a person without the disorder or malfunction; or (g) a disorder, illness or disease that affects a person's thought processes, perception of reality, emotions or judgment or that results in disturbed behaviour; and includes a disability that: (h) recently exists; or (i) previously existed but no longer exists; or (j) may exist in the future; or (k) is imputed to a person.</p> | <p>1) Q.20</p> <p>2) <i>Disability Discrimination Act established in 1992</i></p>     |
| Definition of persons with disabilities                | N/A   | Q.20  |
| Employment rate of persons with disabilities           | Of persons aged 15 to 64 years, employment rate for disabled persons is 53% while for general population rate is 80.6%. <sup>4</sup>  | <i>Ibid.</i>  |
| Access to education                                    | Of persons aged 15 to 64 years, 30% had completed year 12 and 13% had completed a bachelor degree or higher. <sup>3</sup>   |  |

| Institutional Framework   |  |   |
|---|--|---|
| The national coordination mechanism or disability focal point               | National Disability Administrators (Group of Australian and State/Territory Government Disability Officials managing the Agreement) under the Department of Families, Community Services and Indigenous Affairs. Came into effect in 1991. | Q.1b  |
| Numbers of members and composition of the mechanism                         | Nine Governments: the Australian Government, the states of New South Wales, Victoria, Queensland, South Australia, Western Australia and Tasmania, the Northern Territory and Australian Capital Territory.                                | Q.1b  |
| Legislative and Policy Framework  |  |   |
| Mention on disability in constitution                                       | N/A  | Q.7b  |
| Comprehensive disability law  | N/A  | Q.10b   |
| Disability-specific anti-discrimination law                                 | Disability Discrimination Act enacted in 1992.   | Q.11b   |
| Sectoral disability laws and the areas                                      | Education; employment; rehabilitation; health; information and technology; building code; transportation; poverty alleviation; social security/social welfare.   | Q.9a  |
| National plan of action on disability                                       | N/A  | Q.2b  |
| National Efforts to Promote an Inclusive Society                            |  |   |
| Employment quota scheme   | N/A  | Q.30a   |
| National accessibility standard   | Currently being developed  | Q.32b   |
| Standardized sign language  | Yes  | Q.34  |
| Financial Commitment  |  |   |
| Proportion of disability (social) spending to GDP or entire national budget | N/A  |   |
| Annual budget allocated to the national coordination mechanism              | \$2.9 billion  | Q.1b  |
| Commitment to Regional and International Policy Framework                   |  |   |
| Signatory to the Proclamation of the decade                                 | 1993   | <a href="http://www.unescap.org/esid/psis/disability">http://www.unescap.org/esid/psis/disability</a>             |
| Ratification of ILO Convention 159  | 7 August 1990  | <a href="http://www.ilo.org/ilolex/cgi-lex/ratific.pl?C159">http://www.ilo.org/ilolex/cgi-lex/ratific.pl?C159</a> |

- Notes: <sup>1</sup> Australian Bureau of Statistics (ABS) Survey of Disability, Ageing and Carers (SDAC).  
<sup>2</sup> The rate for male is 19.8 per cent while the rate for female is 20.1 per cent.  
<sup>3</sup> Of those with no disability, the respective rate are 49 and 20 per cent.

| Human Development Report Index                                |  | Source   |
|---|--|--|
| GDP per capita (ppp)  | N/A  | <i>Human Development Report 2005</i>   |
| Human Development Index ranking out of 177                    | N/A  | <i>Ibid.</i>   |
| Demography  |  |  |
| Total population (in thousands)                               | 18 (mid-2006)  | <i>World Population Prospects, the 2004 Revision</i>                                       |
| Population of persons with disabilities (in thousands)        | N/A  |  |
| Proportion of disabled population                             | 0.7%   | <i>National Disability Database</i>  |
| Definition of disability                                      | N/A  | Q.20   |
| Definition of persons with disabilities                       | One who has a form of impairment/disability whether physical, mental or intellectual and whose behaviour is abnormal at times. | Q.20   |
| Employment rate of persons with disabilities                  | N/A  |  |
| Access to education   | N/A  |  |
| Institutional Framework                                       |  |  |
| The national coordination mechanism or disability focal point | Disability Section under Ministry of Internal Affairs and Social Services (2000)   | <i>Ministry of Internal Affairs Structure</i>  |
| Numbers of members and composition of the mechanism           | Single ministry  | <i>Ministry of Internal Affairs Structure</i>  |
| Legislative and Policy Framework                              |  |  |
| Mention on disability in constitution                         | N/A  | Q.7b   |
| Comprehensive disability law                                  | N/A  | Q.10b  |
| Disability-specific anti-discrimination law                   | N/A  | Q.11b  |
| Sectoral disability laws and the areas                        | Building code  | Q.9a   |
| National plan of action on disability                         | Cook Islands National Action Plan (2003)   | Q.2b  |

|   |   |   |
|---|---|---|
| National Efforts to Promote an Inclusive Society                            |   |   |
| Employment quota scheme   | N/A   | Q.30a   |
| National accessibility standard   | National Building Code (1992)   | Q.32b   |
| Standardized sign language  | N/A   | Q.34  |
| Financial Commitment  |   |   |
| Proportion of disability (social) spending to GDP or entire national budget | N/A   | Ministry Budget 2005/06   |
| Annual budget allocated to the national coordination mechanism              | For personnel and operations of the division only but not for rest of program | <i>Ibid.</i>  |
| Commitment to Regional and International Policy Framework                   |   |   |
| Signatory to the Proclamation of the decade                                 | 2000  | <a href="http://www.unescap.org/esid/psis/disability">http://www.unescap.org/esid/psis/disability</a>             |
| Ratification of ILO Convention 159  | No  | <a href="http://www.ilo.org/ilolex/cgi-lex/ratific.pl?C159">http://www.ilo.org/ilolex/cgi-lex/ratific.pl?C159</a> |

| Human Development Report Index                                |   | Source   |
|---|---|--|
| GDP per capita (ppp)  | US\$ 5,880 (2003)   | <i>Human Development Report 2005</i>   |
| Human Development Index ranking out of 177                    | 92 (2003)   | <i>Ibid.</i>   |
| Demography  |   |  |
| Total population (in thousands)                               | 854 (mid-2006)  | <i>World Population Prospects, the 2004 Revision</i>   |
| Population of persons with disabilities (in thousands)        | 12  | <i>Population Census 1996</i>  |
| Proportion of disabled population                             | N/A   |  |
| Definition of disability                                      | N/A   | Q.20   |
| Definition of persons with disabilities                       | "Disabled persons" means persons, who as a result of physical, mental or sensory impairment are restricted or lacking in ability to perform an activity in the manner considered normal for human beings.   | <i>1994 Fiji National Council for Disabled Persons Act (FNCDP) both policy and data collection purpose</i> |
| Employment rate of persons with disabilities                  | N/A   |  |
| Access to education   | N/A   |  |
| Institutional Framework                                       |   |  |
| The national coordination mechanism or disability focal point | Fiji National Council for Disabled Persons (1994)   | Q.1b   |
| Numbers of members and composition of the mechanism           | 15 multi-sectoral members from Government and NGOs  | Q.1b   |
| Legislative and Policy Framework                              |   |  |
| Mention on disability in constitution                         | The 1997 Constitution of the Republic of the Fiji Islands Section 38 (2) further prohibits people from unfairly discriminating, directly or indirectly, against other persons on a number of grounds including disability, Section 38 (4) states that people with disabilities have right of access to all public places, Section 38 (5) states that proprietors of public places must facilitate reasonable access for people with disabilities. Section 39 stipulates that every person has the right to basic education and equal access to educational institutions, including people with disabilities who cannot be discriminated against on the basis of their disability and refused access or admission accordingly to a place of education. | Q.7b   |




|   |   |   |
|---|---|---|
| Comprehensive disability law  | N/A   | Q.10b   |
| Disability-specific anti-discrimination law                                 | N/A   | Q.11b   |
| Sectoral disability laws and the areas                                      | Education; employment; health; building code; transportation; poverty alleviation; social security/social welfare | Q.9a  |
| National plan of action on disability                                       | N/A <sup>1</sup>  | Q.2b  |
| National Efforts to Promote an Inclusive Society                            |   |   |
| Employment quota scheme   | N/A <sup>2</sup>  | Q.30a   |
| National accessibility standard   | National Building Code (1979)   | Q.32b   |
| Standardized sign language  | Yes   | Q.34  |
| Financial Commitment  |   |   |
| Proportion of disability (social) spending to GDP or entire national budget | \$ 150,000 for 2005 and 170,000 for 2006 <sup>3</sup>   |   |
| Annual budget allocated to the national coordination mechanism              | N/A   | Q.1b  |
| Commitment to Regional and International Policy Framework                   |   |   |
| Signatory to the Proclamation of the decade                                 | 1993  | <a href="http://www.unescap.org/esid/psis/disability">http://www.unescap.org/esid/psis/disability</a>             |
| Ratification of ILO Convention 159  | 1 December 2004   | <a href="http://www.ilo.org/ilolex/cgi-lex/ratifce.pl?C159">http://www.ilo.org/ilolex/cgi-lex/ratifce.pl?C159</a> |

Notes: <sup>1</sup> Being mainstreamed into Ministry's Strategic Plans

<sup>2</sup> Currently proposed law, "Employment Relations Bill 2005" includes a provision on a minimum quota of 2 per cent for physically disabled persons at a company employing more than 50 workers.

<sup>3</sup> Fijian dollars

| Human Development Report Index                                |  | Source  |
|---|--|---|
| GDP per capita (ppp)  | N/A  | <i>Human Development Report 2005</i>  |
| Human Development Index ranking out of 177                    | N/A  | <i>Ibid.</i>  |
| Demography  |  |   |
| Total population (in thousands)                               | 101 (mid-2006)   | <i>World Population Prospects, the 2004 Revision</i>  |
| Population of persons with disabilities (in thousands)        | 3.8  | <i>Kiribati National Disability Survey, 2004</i>  |
| Proportion of disabled population                             | N/A  |   |
| Definition of disability                                      | Persons with hearing or visual impairment, mental health problems, physical and/or intellectual disability   | <i>Kiribati National Disability Survey, 2004</i>  |
| Definition of persons with disabilities                       | N/A  | Q.20  |
| Employment rate of persons with disabilities                  | N/A  |   |
| Access to education   | N/A  |   |
| Institutional Framework                                       |  |   |
| The national coordination mechanism or disability focal point | <ol style="list-style-type: none"> <li>1) Ministry of Internal and Social Affairs Government umbrella ministry for disability issues;</li> <li>2) Disability Action Committee, committee for all stakeholders involved in disability issues;</li> <li>3) Te Toa Matoa, NGO of and for people with disabilities.</li> </ol> | Q.1b  |
| Numbers of members and composition of the mechanism           | Disability Action Committee core group of 7 representing Te Toa Matoa, the Disabled School, ministries, civil society and church groups with approximately 60 active members and 20 helpers  | Q.1b  |
| Legislative and Policy Framework                              |  |   |
| Mention on disability in constitution                         | N/A  | Q.7b  |
| Comprehensive disability law                                  | N/A  | Q.10b  |

|   |      |   |
|---|------|---|
| Disability-specific anti-discrimination law                                 | N/A  | Q.11b   |
| Sectoral disability laws and the areas                                      | N/A  | Q.9a  |
| National plan of action on disability                                       | N/A  | Q.2b  |
| National Efforts to Promote an Inclusive Society                            |      |   |
| Employment quota scheme   | N/A  | Q.30a   |
| National accessibility standard   | N/A  | Q.32b   |
| Standardized sign language  | N/A  | Q.34  |
| Financial Commitment  |      |   |
| Proportion of disability (social) spending to GDP or entire national budget | N/A  |   |
| Annual budget allocated to the national coordination mechanism              | N/A  | Q.1b  |
| Commitment to Regional and International Policy Framework                   |      |   |
| Signatory to the Proclamation of the decade                                 | 1999 | <a href="http://www.unescap.org/esid/psis/disability">http://www.unescap.org/esid/psis/disability</a>             |
| Ratification of ILO Convention 159  | No   | <a href="http://www.ilo.org/ilolex/cgi-lex/ratifce.pl?C159">http://www.ilo.org/ilolex/cgi-lex/ratifce.pl?C159</a> |

# Solomon Islands

| Human Development Report Index                                |   | Source   |
|---|---|--|
| GDP per capita (ppp)  | US\$ 1,753 (2003)   | <i>Human Development Report 2005</i>                 |
| Human Development Index ranking out of 177                    | 128 (2003)  | <i>Ibid.</i>   |
| Demography  |   |  |
| Total population (in thousands)                               | 490 (mid-2006)  | <i>World Population Prospects, the 2004 Revision</i> |
| Population of persons with disabilities (in thousands)        | 14.4  |  |
| Proportion of disabled population                             | 3.5%  | Q.19   |
| Definition of disability                                      | N/A   | Q.20   |
| Definition of persons with disabilities                       | N/A   | Q.20   |
| Employment rate of persons with disabilities                  | N/A   |  |
| Access to education   | N/A   |  |
| Institutional Framework                                       |   |  |
| The national coordination mechanism or disability focal point | The national coordinator mechanism is currently being developed. Current focal points are Ministry of Health and Medical Services, CBR program and Solomon Islands Red Cross. | Q.1b   |
| Numbers of members and composition of the mechanism           | N/A   | Q.1b   |
| Legislative and Policy Framework                              |   |  |
| Mention on disability in constitution                         | Yes   | Q.7b   |
| Comprehensive disability law                                  | Currently being developed   | Q.10b  |
| Disability-specific anti-discrimination law                   | N/A   | Q.11b  |
| Sectoral disability laws and the areas                        | N/A   | Q.9a   |



|   |   |   |
|---|---|---|
| National plan of action on disability                                       | National Policy on Disability, 2005-2010  | Q.2b  |
| National Efforts to Promote an Inclusive Society                            |   |   |
| Employment quota scheme   | N/A                                       | Q.30a   |
| National accessibility standard   | N/A                                       | Q.32b   |
| Standardized sign language  | N/A                                       | Q.34  |
| Financial Commitment  |   |   |
| Proportion of disability (social) spending to GDP or entire national budget | N/A                                       |   |
| Annual budget allocated to the national coordination mechanism              | SBD 698,000.00 for CBR activities in 2006 | Q.1b  |
| Commitment to Regional and International Policy Framework                   |   |   |
| Signatory to the Proclamation of the decade                                 | 1994                                      | <a href="http://www.unescap.org/esid/psis/disability">http://www.unescap.org/esid/psis/disability</a>             |
| Ratification of ILO Convention 159  | No  | <a href="http://www.ilo.org/ilolex/cgi-lex/ratifce.pl?C159">http://www.ilo.org/ilolex/cgi-lex/ratifce.pl?C159</a> |

# References

In this section, we have listed some useful websites related to the disability-related data and information in an alphabetical order.

Asian Pacific Disability Development Centre (APCD) <http://www.apcdproject.org/>

Country Profile: <http://www.apcdproject.org/countryprofile/index.html>

ILO Ability Asia

<http://www.ilo.org/public/english/region/asro/bangkok/ability/>

Standards and legislation <http://www.ilo.org/public/english/region/asro/bangkok/ability/standards.htm>

Source (International Information Support Centre)

<http://www.asksource.info/>

Dictionary of key resources on disability, inclusion and development

[http://www.asksource.info/res\\_library/disability.htm](http://www.asksource.info/res_library/disability.htm)

The World Bank and Disability

<http://web.worldbank.org/WBSITE/EXTERNAL/TOPICS/EXTSOCIALPROTECTION/EXTDISABILITY/0,,menuPK:282704~pagePK:149018~piPK:149093~theSitePK:282699,00.html>

Data and Statistics

<http://web.worldbank.org/WBSITE/EXTERNAL/TOPICS/EXTSOCIALPROTECTION/EXTDISABILITY/0,,contentMDK:20196542~menuPK:282717~pagePK:148956~piPK:216618~theSitePK:282699,00.html>

United Nations Department of Economic and Social Affairs, Division of Social Policy and Development, Disability <http://www.un.org/esa/socdev/enable/>

Resources <http://www.un.org/esa/socdev/enable/resources.htm>

## Annex

This is a copy of a Questionnaire distributed by the ESCAP secretariat since April 2004 to disability focal points in our member/associate member states, 23 questions selected for the Profile is marked with \* below.

---

**Questionnaire on the implementation of the Biwako Millennium Framework for  
Action towards an Inclusive, Barrier-free and Rights-based Society for  
Persons with Disabilities in Asia and the Pacific (BMF)**

This questionnaire on the implementation of the Biwako Millennium Framework for Action towards an Inclusive, Barrier-free and Rights-based Society for Persons with Disabilities in Asia and the Pacific (BMF) is an attempt to receive feedback on the current progress in the implementation of the BMF priority areas and strategies from governments and NGOs in the region. The responses to the questionnaire will assist us in developing a set of baseline data and indicators to measure BMF achievements for the Asian and Pacific Decade of Disabled Persons, 2003-2012.

Should you wish to utilize an on-line format, you are welcome to do so by accessing our Web site at <http://www.unescap.org/esid/psis/disability/index.asp>

*Please provide information about the respondent.*

Country: \_\_\_\_\_

Ministry/Department/Organization: \_\_\_\_\_

Contact person/Focal point: Mr/Ms \_\_\_\_\_

Title: \_\_\_\_\_

Telephone No: \_\_\_\_\_

Fax No: \_\_\_\_\_

E-mail address: \_\_\_\_\_

Website of your Ministry/ Department/ Organization: \_\_\_\_\_

Mailing address: \_\_\_\_\_

\_\_\_\_\_

Date of your response: \_\_\_\_\_ / \_\_\_\_\_ / \_\_\_\_\_  
(Date) (Month) (Year)

*Please answer each of the following questions.*

***I. National commitment for disability matters***

***National mechanism***

\*1-a. Do you have any national coordination mechanism on disability in your country?

Yes ( )                      No ( )                      Currently being developed ( )

\*1-b. If “yes” in 1-a., please indicate:

Name of the mechanism ( \_\_\_\_\_ )

Year of establishment ( \_\_\_\_\_ )

Number of members in the mechanism ( \_\_\_\_\_ )

Composition of the mechanism ( \_\_\_\_\_ )

Name of the focal point ( \_\_\_\_\_ )

Annual budget allocated for the mechanism, if any ( \_\_\_\_\_ )

1-c. If “no” in 1-a., please indicate a focal point for disability matters in your country.

---

---

---

***National plan of action***

\*2-a. Do you have any national plan of action concerning the BMF implementation?

Yes ( )                      No ( )                      Currently being developed ( )

2-b. If “yes” in 2-a., please attach a copy (or indicate a website for an electronic copy) and indicate:

Name of the action plan ( \_\_\_\_\_ )

Year of enactment ( \_\_\_\_\_ )

Brief description of the plan (including duration covered by the plan)

---

---

---

Annual budget allocated to implement the plan

---

- 2-c. Please indicate areas covered by the action plan (check all that apply):
- Self-help organizations of persons with disabilities and related family and parent associations
  - Women with disabilities
  - Early detection, early intervention and education
  - Training and employment, including self-employment
  - Access to built environments and public transport
  - Access to information and communications, including information, communication and assistive technologies
  - Poverty alleviation through capacity-building, social security and sustainable livelihood programme
  - Human rights of persons with disabilities
  - Community-based approach (i.e., C.B.R)
  - Data collection
  - Public awareness
  - Others (please specify) \_\_\_\_\_

*Actions to implement the BMF*

- 3-a. Is a translation of the BMF in your native language available in your country? If yes, please attach a copy (or indicate a website for an electronic copy).
- Yes                       No                       Currently being translated

- 3-b. Please indicate other actions taken so far to promote and implement the targets and strategies of the BMF (check all that apply):
- National decree/directive on BMF implementation
  - Development of a national year of disabled persons
  - Development of a national decade of disabled persons
  - Events/publications to promote public awareness
  - Establishment of subregional mechanism to implement the BMF
  - Increase in the budget allocated to disability matters (please specify the percentage increase in the amount of allocation) \_\_\_\_\_
  - Increase in the number of government personnel assigned to disability matters (please specify the number) \_\_\_\_\_
  - Establishment/amendment of laws (please specify) \_\_\_\_\_
  - Others (please specify) \_\_\_\_\_

4. Please briefly describe a significant example indicating your country's commitment to BMF implementation.

---



---



---

**II. Mainstreaming of disability issues in policy**

5. Please indicate your country's policy that includes concerns of persons with disabilities in any of the following areas (check all that apply):

|   |                          |
|---|--------------------------|
| Economic and social development                                     | <input type="checkbox"/> |
| Education and training  | <input type="checkbox"/> |
| Poverty reduction   | <input type="checkbox"/> |
| Employment  | <input type="checkbox"/> |
| Transportation  | <input type="checkbox"/> |
| Infrastructure access   | <input type="checkbox"/> |
| Information and communication technology                            | <input type="checkbox"/> |
| Medical treatment (including rehabilitation and early intervention) | <input type="checkbox"/> |
| Gender  | <input type="checkbox"/> |
| Others (please specify) _____                                       | <input type="checkbox"/> |

**III. Legislation**

*International convention for persons with disabilities*

6. Does your government support the work of the United Nations Ad Hoc Committee on a Comprehensive and Integral Convention on Protection and Promotion of the Rights and Dignity of Persons with Disabilities, which was established by the United Nations General Assembly resolution 56/168 of 19 December 2001 to consider proposals for a proposed international convention on disability?

Yes                       No                       No position

*Constitution*

- 7-a. Does your constitution include any articles on disability?  
 Yes                       No                       Currently being developed

- 7-b. If "yes" in 7-a., please attach a copy (or indicate a website for an electronic copy) and indicate:

Relevant article number(s)      ( \_\_\_\_\_ )  
 Year of enactment/amendment      ( \_\_\_\_\_ )  
 Brief characterization of the articles

---



---



---

***Integration of disability concerns***

8. Has your government integrated concerns of persons with disabilities into any of the following generic laws (check all that apply)?:
- Anti-discrimination law ( )
  - Education ( )
  - Employment ( )
  - Health ( )
  - Information and technology ( )
  - Building and housing ( )
  - Transportation ( )
  - Poverty alleviation ( )
  - Social security ( )
  - Gender ( )
  - Others (please specify) \_\_\_\_\_ ( )

***Sectoral laws for persons with disabilities***

- 9-a. Does your government have any disability-specific sectoral laws in any one or more of categories below? Please attach a copy or indicate a website for an electronic copy (check all that apply):
- Education (i.e., special education law) ( )
  - Employment (i.e., quota scheme or/and employment promotion law) ( )
  - Rehabilitation (i.e., CBR) ( )
  - Health (i.e., early intervention law) ( )
  - Information and technology (i.e., accessible ICT) ( )
  - Building code (i.e., accessible standards) ( )
  - Transportation (i.e., accessibility law) ( )
  - Poverty alleviation ( )
  - Social security/social welfare(i.e., disability pension) ( )
  - Others (please specify) \_\_\_\_\_ ( )
- 9-b. Please indicate disability areas covered by the laws you chose in “9-a” (check all that apply):
- Disability areas:
- Physical disabilities ( )
  - Visual impairment ( )
  - Hearing impairment ( )
  - Intellectual disabilities ( )
  - Psychiatric disabilities ( )
  - Others (please specify) \_\_\_\_\_ ( )

Please provide us an example of coverage( i.e., employment promotion law for physically and visually disabled persons only).

---

---

---

***Comprehensive law for persons with disabilities***

10-a. Do you have any comprehensive disability law?

Yes ( )                      No ( )                      Currently being developed ( )

10-b. If “yes” in 10-a., please attach a copy (or indicate a website for an electronic copy) and indicate:

Name of the law ( \_\_\_\_\_ )

Year of enactment/amendment ( \_\_\_\_\_ )

10-c. If “yes” in 10-a., please indicate areas that the comprehensive law for persons with disabilities covers (check all that apply):

Self-help organizations of persons with disabilities and related family and parent associations ( )

Women with disabilities ( )

Early detection, early intervention and education ( )

Training and employment, including self-employment ( )

Access to built environments and public transport ( )

Access to information and communications, including information, communication and assistive technologies ( )

( )

Poverty alleviation through capacity-building, social security and sustainable livelihood programme ( )

Human rights of persons with disabilities ( )

Community-based approach (i.e., C.B.R) ( )

Data collection ( )

Public awareness ( )

Others (please specify) \_\_\_\_\_

***Disability-specific anti-discrimination law***

11-a. Do you have any disability-specific anti-discrimination law?

Yes ( )                      No ( )                      Currently being developed ( )

11-b. If “yes” in 11-a., please attach a copy (or indicate a website for an electronic copy) and indicate:

Name of the law ( \_\_\_\_\_ )

Year of the enactment/amendment ( \_\_\_\_\_ )

Brief characterization of the law

\_\_\_\_\_

\_\_\_\_\_

\_\_\_\_\_

11-c. What are the enforcement mechanisms of the comprehensive and sectoral laws you indicated above? (check all that apply):

Filing complaint ( )

- Administrative hearing ( )
- Investigation of a case ( )
- Judicial procedure ( )
- Penalty for failure to comply ( )
- Others (please specify) \_\_\_\_\_ ( )

***Participation of persons with disabilities***

12. Please indicate whether your government has established any mechanism to include persons with disabilities in either or both of the below (check all that apply):

- (a) Formulation or monitoring of any of the above-mentioned laws ( )
- (b) Process of elaborating a proposed international convention on disability ( )

Brief description of mechanism

---



---



---

***IV. Disability statistics available for planning purposes***

13. What collection vehicles do your government use for collecting disability statistics?

- Registers ( )
- Population censuses ( )
- Sample surveys ( )
- Others (please specify) \_\_\_\_\_ ( )

14. What government agency or ministry is the main data collector? (please indicate name and address)

---



---

15. Are the following main categories of data available in your country by sex (check all that apply):  
Total population of disabled persons desegregated

- by categories of disability ( )
- by age ( )
- by rural/urban residence ( )
- by level of education ( )
- by employment status ( )
- by types of employment ( )
- by income categories ( )

16. For what year(s) are the above data available?

---

17. In 2001 your government endorsed the new International Classification of Functioning, Disability and Health (ICF) from the World Health Organization, has it been applied yet?

Yes ( ) No ( ) For some applications ( )

18. Does your government use the *Guidelines and Principles for the Development of Disability Statistics* issued by the UN in 2001?

Yes ( ) No ( ) For some applications ( )

\*19. What is the prevalence of disability in your country?

Percentage: \_\_\_\_\_

Source: \_\_\_\_\_

\*20. What is the current definition of disability used in your country for purposes of data collection?

\_\_\_\_\_  
\_\_\_\_\_  
\_\_\_\_\_

## ***V. BMF priority areas***

### ***1. Self-help organizations of persons with disabilities and related family and parent associations***

21-a. Do you have any national cross-disability self-help organizations?

Yes ( ) No ( )

21-b. If “yes” in 21-a., please indicate:

Name of the organization ( \_\_\_\_\_ )

Year of establishment ( \_\_\_\_\_ )

Name and contact address of the focal point \_\_\_\_\_ )  
\_\_\_\_\_ )

21-c. Please indicate the types of support provided by your government for self-help organizations (check all that apply):

Financial assistance ( )

In-kind donation ( )

Preferred contract with the organization ( )

Provision of human resources ( )

Tax-exemption ( )

Others (please specify) \_\_\_\_\_

## ***2. Women with disabilities***

22. Please indicate types of support your government provides for mainstreaming and development of women with disabilities (check all that apply):

Affirmative action for women with disabilities

(please specify where) \_\_\_\_\_

Development of network of women with disabilities ( )

Inclusion of women with disabilities in a policy coordinating mechanism on women ( )

Promotion of women with disabilities in national women's organization ( )

Provision of leadership training ( )

Others (please specify) \_\_\_\_\_

## ***3. Early detection, early intervention and education***

23. Does your government have disability prevention services within overall health programmes?

Yes ( )                      No ( )                      Currently being developed ( )

24. Does your government provide any early detection and intervention services?

Yes, both ( )                      Only detection services ( )

Only intervention services ( )                      Neither ( )

Currently being developed ( )

25. Does your government provide rehabilitation services?

Yes ( )                      No ( )                      Currently being developed ( )

26. Does your government have CBR services?

Yes ( )                      No ( )                      Currently being developed ( )

27. Please indicate forms of education your government support for children with disabilities (check all that apply):

Inclusive education ( )

Education in separate and specialized institutions ( )

Both ( )

Others (please specify) \_\_\_\_\_

## ***4. Training and employment, including self-employment***

28. Do you have any vocational rehabilitation and employment services for persons with disabilities? Are they in specialized institution and/or as a part of mainstream institutions?

Yes ( )                      No ( )                      Currently being developed ( )

Specialized institutions ( )                      Mainstream institutions ( )

29. Please indicate all forms of work/employment your government promotes for persons with disabilities(check all that apply):

- Open employment
- Sheltered employment
- Supported employment
- Social enterprises
- Self-employment
- Others (please specify) \_\_\_\_\_

\*30-a. Please indicate the measures used by your government aimed at promoting employment of persons with disabilities (check all that apply):

- Anti-discrimination measures
- Cost subsidy for personal and technical supports
- (i.e, personal assistant, sign language interpreters, job coach)
- Quota scheme
- Micro credit/small grant for self-employment
- Preferential access to specific jobs
- Vocational guidance
- (i.e, job search training, information provision)
- Preferential contract to products/services by persons with disabilities
- Reasonable adaptations
- (i.e, physical accessibility of work place, job/training redesign)
- Tax exemption
- Wage subsidies
- Trial employment
- Others (please specify) \_\_\_\_\_

30-b. If “yes” for quota scheme in 30-a., please indicate if the scheme applies the following (check all that apply):

- Levy for failure to satisfy the quota
- Incentives for employers (i.e, tax credits)
- Enforcement mechanism for failure to pay levy
- Public dissemination of information on non-compliance
- Others (please specify) \_\_\_\_\_

31. Has your country ratified ILO convention 159 concerning Vocational Rehabilitation and Employment (Disabled Persons) 1983

- Yes  (please indicate the year of ratification) \_\_\_\_\_
- No

**5. Access to built environments and public transport**

\*32-a. Do you have any accessibility standards for public facilities, infrastructure and transport?

Yes ( )                      No ( )                      Currently being developed ( )

32-b. If “yes” in 32 -a., please indicate:

Name of the standards ( \_\_\_\_\_ )

Year of enactment ( \_\_\_\_\_ )

Brief description of the standards

\_\_\_\_\_

\_\_\_\_\_

\_\_\_\_\_

33. Please indicate measures taken by your government to implement accessibility for physical environment and transport (check all that apply):

Subsidy for accessibility renovation ( )

Award given to accessible structure ( )

Inclusion of Universal Design concept in professional course  
in landscape, architecture and engineering ( )

Others (please specify) \_\_\_\_\_

**6. Access to information and communications, including information, communication and assistive technologies**

\*34. Please indicate the measure taken in your country to promote access to information, communications, including information and communication and assistive technologies (check all that apply):

Establishment of national law/the guidelines/standards on information accessibility ( )

Computer-literacy training and capacity building for persons with disabilities ( )

Dissemination of public information in accessible format ( )

Establishment of ICT accessibility focal point ( )

Standardized sign language ( )

Unified Braille Code at the national level ( )

Closed/open captioning on TV ( )

Incentives for buying accessible computers/assistive technology ( )

Others (please specify) \_\_\_\_\_

**7. Poverty alleviation through capacity-building, social security and sustainable livelihood programmes**

35. Please indicate all actions taken by your government to alleviate poverty experienced by persons with disabilities (check all that apply):

- Programmes targeted at rural persons with disabilities ( )
- Implementation of social protection schemes  
( i.e., provision of health insurance/subsidy) ( )
- Development of self-help organizations in rural and poor urban areas ( )
- Employment promotion ( )
- Others (please specify) \_\_\_\_\_

36. Does your government have community-oriented approach towards rehabilitation, training and overall empowerment of persons with disabilities?

- Yes ( )      No ( )      Currently being developed ( )

***Technical cooperation***

37-a. What types of technical cooperation would your government be interested in providing and / or receiving in implementing the BMF priority areas and strategies? Please indicate all that apply:

Modality of technical cooperation:

|   | Provide | Receive |
|---|---------|---------|
| Financial contribution                  | ( )     | ( )     |
| Human resource contribution             | ( )     | ( )     |
| Technology transfer                     | ( )     | ( )     |
| Provision of training/capacity building | ( )     | ( )     |
| Disability impact assessment            | ( )     | ( )     |
| Disability mainstreaming into a project | ( )     | ( )     |
| Disability budgeting                    | ( )     | ( )     |
| Others (please specify) _____           |         |         |

37-b. Which area of technical cooperation would your government be interested in providing and/or receiving? Please indicate all that apply:

|                | Provide | Receive |
|----------------|---------|---------|
| Rehabilitation | ( )     | ( )     |
| Education      | ( )     | ( )     |
| Housing        | ( )     | ( )     |
| Accessibility  | ( )     | ( )     |
| Employment     | ( )     | ( )     |

|                               |     |     |
|-------------------------------|-----|-----|
| Information and communication | ( ) | ( ) |
| Policy formulation            | ( ) | ( ) |
| Others (please specify) _____ |     |     |

***Open-ended question***

38. Please use a space below if you would like to describe significant examples of progress made on the BMF implementation or to make any further comment on any matter.

---

---

---

---

---

---

---

---

---

---

THANK YOU VERY MUCH FOR YOUR COOPERATION!

## **United Nations**

Economic and Social Commission for Asia and the Pacific  
Emerging Social Issues Division  
United Nations Building, Rajadamnern Nok Avenue  
Bangkok 10200, Thailand

Tel: (66 2) 288-1513

Fax: (66 2) 288-1030

Web site: <http://www.unescap.org/esid/psis/disability>

Email: [escap-esid@un.org](mailto:escap-esid@un.org)

[escap-publicationsoffice@un.org](mailto:escap-publicationsoffice@un.org)

---

United Nations publication

Sales No. E.06.II.F.24

Copyright United Nations 2006

ISBN: 92-1-120480-1



## **Asian and Pacific Decade of Disabled Persons, 2003-2012**

"TOWARDS AN INCLUSIVE, BARRIER-FREE AND RIGHTS-BASED SOCIETY"